



**WEST MICHIGAN RUBBER & SUPPLY**  
**1.800.533.9677**  
**sales@westmichiganrubber.com**

## V590P BRASS BALL VALVE

MATERIALS OF CONSTRUCTION	
VALVE BODY:	FORGED BRASS
BALL:	CHROME PLATED BRASS
SEATS / SEALS:	PTFE
HANDLE:	STEEL

STYLE	TYPE	MATERIAL	SIZE	OPTIONS
V	590	P	-8	-00
STYLE	V-VALVE			
TYPE	590-90 MALE/FEMALE 591-90 MALE/MALE			
MATERIAL	P- BRASS			
SIZE	4-1/4", 6-3/8", 8-1/2"			
OPTIONS	<ul style="list-style-type: none"> <li>• 04-LEVER HANDLE</li> <li>• 08-UNMARKED YELLOW VINYL HANDLE COVER</li> </ul>			

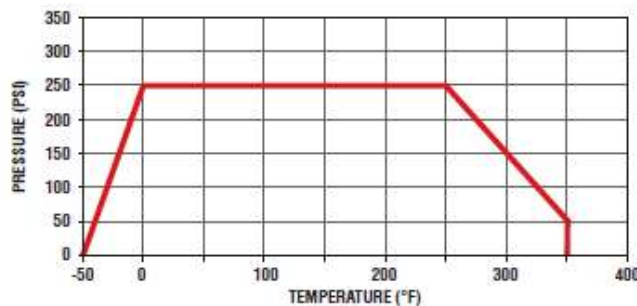
SPECIFICATIONS	
PRESSURE RANGE:	<ul style="list-style-type: none"> <li>• 250 PSI</li> <li>• SATURATED STEAM UP TO 150 PSI AND 400°F</li> <li>• VACUUM SERVICE TO 29 INCHES HG.</li> </ul>
TEMPERATURE RANGES:	0° TO +350°F
OPERATING INSTRUCTIONS	QUARTER TURN IS "ON" OR "OFF". (PROVIDES POSITIVE STOP ACTION FOR FULL SHUT-OFF.)
NOTE:	PERIODICALLY CHECK THE ADJUSTABLE PACKING NUT AND TIGHTEN AS REQUIRED.



Note: 90° Ball Valve Series 590/591 has a tee handle as standard. A Lever Handle is available as option 04.

Parker's industrial ball valve product line is intended for general purpose use. Please be aware that ball valves are intended for use in the fully open or closed positions. Depending on application conditions, throttling of the valve may result in premature seal failure and/or inability to turn the valve handle.

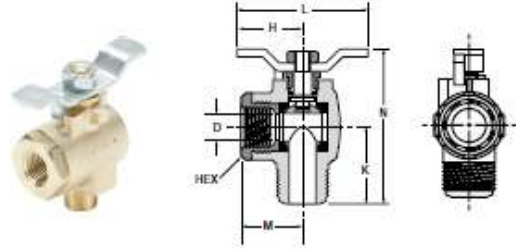
For use as fuel line shutoffs for gasoline and diesel powered over the highway, off highway and construction equipment vehicles. Water and air service lines on capital equipment and plant design plumbing that require total shut-off capability.



# V590P BRASS BALL VALVE – Page 2

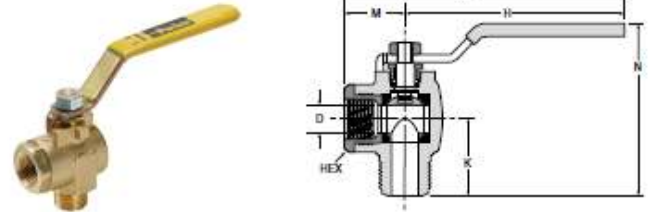
## 90° Flow, Male-Female Pipe Ends XV590P

PART NO.	PIPE PTF THREAD	HEX	H	K	L	M	N	D FLOW Ø
XV590P-4	1/4	15/16	1.25	1.08	2.50	1.00	2.42	.375
XV590P-6	3/8	15/16	1.25	1.09	2.50	1.00	2.43	.375
XV590P-8	1/2"	1-1/16	1.25	1.30	2.50	1.08	2.67	.500
XV590P-16	1	1-9/16"	1.30	1.90	2.60	1.38	3.62	.750



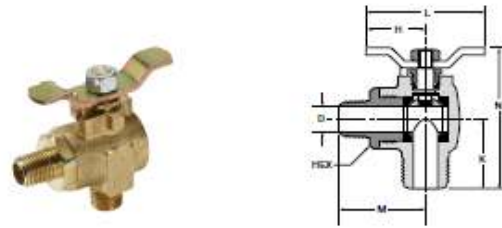
## Lever Handle, 90° Flow, Male-Female Pipe Ends XV590P-X-04

PART NO.	PIPE PTF THREAD	HEX	H	K	L	M	N	D FLOW Ø
XV590P-4-04	1/4	15/16	3.96	1.08	4.96	1.00	3.02	.375
XV590P-6-04	3/8	15/16	3.96	1.09	4.96	1.00	3.03	.375
XV590P-8-04	1/2"	1-1/16	3.80	1.30	4.88	1.08	2.95	.500
XV590P-16-04	1	1-9/16"	3.96	1.90	5.34	1.38	4.17	.750



## 90° Flow, Male-Male Pipe Ends XV591P

PART NO.	PIPE THREAD	HEX	H	K	L	M	N	D FLOW Ø
XV591P-4	1/4	15/16	1.25	1.08	2.50	1.56	2.42	.375
XV591P-6	3/8	15/16	1.25	1.09	2.50	1.56	2.43	.375
XV591P-8	1/2"	1-1/16	1.25	1.30	2.50	1.84	2.67	.500



## Lever Handle, 90° Flow, Male-Male Pipe Ends XV591P-X-04

PART NO.	PIPE THREAD	HEX	H	K	L	M	N	D FLOW Ø
XV591P-4-04	1/4	15/16	3.96	1.08	5.52	1.56	3.02	.375
XV591P-6-04	3/8	15/16	3.96	1.09	5.52	1.56	3.03	.375
XV591P-8-04	1/2"	1-1/16	3.80	1.30	5.64	1.84	2.95	.500

