



Push to Connect Transportation



Prestomatic

*Stainless Steel Tube support
Meets D.O.T. FMVSS 571.106
Meets SAE J2494*



PTC

*Composite Light Weight Bodies
Meets D.O.T. FMVSS 571.106
Meets SAE J2494 – 3
Brass componentry*













Metric Prestomatic

*Sizes 6mm and above Meets
DIN 74324. Product only meets
FMVSS 571.106 when used with
SAE J844 metric tubing.
If product is used with DIN
tubing, it will not meet the
FMVSS 571.106 performance
requirements.*

*Meets DOT FMVSS 571.106
when used with SAE J844 tubing
Use with DIN 73378 virgin nylon
or SAE J844 Tubing
Universal Stud Design
and Brass Body*



Tube to Male NPT	68PMT Male Connector  Page I6	169PMT Male Elbow Swivel  Page I7	169PMTL Male Elbow Long  Page I7	169PMTR Male Elbow Swivel 90°  Page I7	169PMTNS Male Elbow  Page I7	171PMT Run Tee Swivel  Page I8	
	171PMTNS Male Run Tee  Page I8	172PMT Branch Tee Swivel  Page I8	172PMTNS Branch Tee  Page I8	179PMT 45° Elbow Swivel  Page I9	179PMTNS 45° Elbow  Page I9	179PMTR Male Elbow Swivel 45°  Page I9	189PMTR Dual Port Elbow  Page I9
	369PTC Male Elbow Swivel 90°  Page I11	371PTC Male Run Tee Swivel  Page I12	372PTC Male Branch Tee Swivel  Page I12	379 PTC Male Elbow Swivel 45°  Page I12	368PTC Union Y  Page I11		
Tube to Female NPT	66PMT Female Connector  Page I5	170PMT Female Elbow Swivel  Page I8	170PMTNS Female Elbow Swivel  Page I8	370PTC Female Elbow Swivel 90°  Page I11	377PTC Branch Tee  Page I12		
	Tube to Tube	62PMT Union  Page I5	164PMT Union Tee  Page I6	165PMT Union Elbow  Page I6	32PTC Union  Page I11	362PTC Union Y  Page I11	364PTC Union Tee  Page I11
365PTC Union Elbow  Page I11		369PTCSP Plug-In Elbow  Page I12					
Bulkhead Unions	62PMTBH Bulkhead Union  Page I5	62PMTBHR Bulkhead Union  Page I5	66PMTBH Bulkhead Female  Page I6	68PMTBH Bulkhead Male  Page I6	165PMTBH Bulkhead Elbow  Page I6	169PMTBH Bulkhead Male Elbow  Page I7	
	Auxiliary	ERHD External Retainer  Page I5	ES External Seal  Page I5	639PM/639PMT Plug  Page I9			

<p>Metric Tube to Male NPT</p> <p>Metric Tube to Metric Straight Thread</p> <p>Metric Tube to Male BSPT</p> <p>Tube to Metric Thread</p>	<p>F2PMTB Male Connector</p>  <p>Page I14</p>	<p>C2PMTB Male Elbow</p>  <p>Page I15</p>	<p>Metric Tube to Metric Tube</p>	<p>HPMTB Metric Union</p>  <p>Page I14</p>	<p>JPMTB Metric Union Tee</p>  <p>Page I14</p>		
	<p>F8UPMTB Male Connector</p>  <p>Page I14</p>	<p>C8UPMTB Male Elbow</p>  <p>Page I15</p>	<p>S8UPMTB Branch Tee</p>  <p>Page I15</p>				
	<p>F3PMTB Male Connector</p>  <p>Page I14</p>	<p>C3PMTB Male Elbow</p>  <p>Page I15</p>					
	<p>169PMTNS-X-M Male Elbow</p>  <p>Page I7</p>	<p>68PMT-X-M Male Connector</p>  <p>Page I6</p>					





Prestomatic[†] Air Brake Push-In Fittings

MATERIALS OF CONSTRUCTION	
FITTING BODIES:	BRASS
COLLET:	BRASS
TUBE SUPPORT:	STAINLESS STEEL
O-RING:	BUNA N

NOMENCLATURE	
EXAMPLE: 68PMT-6-4	ATTRIBUTE:
68	MALE CONNECTOR
PMT	AIR BRAKE PUSH-IN FITTING
6	3/8" (6/16) TUBE SIZE
4	1/4" (4/16) PIPE THREAD

APPLICABLE TUBE	
TUBE MATERIAL:	SAE J844 TYPE A & B NYLON TUBING
TUBE O.D.:	1/8, 5/32, 3/16, 1/4, 3/8, 1/2, 5/8, 3/4

SPECIFICATIONS	
PRESSURE RANGE:	UP TO 250 PSI
TEMPERATURE RANGES:	-40° TO +200°F

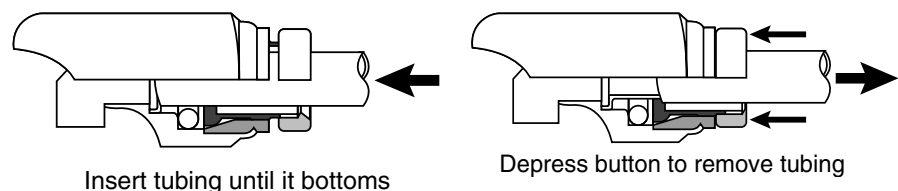
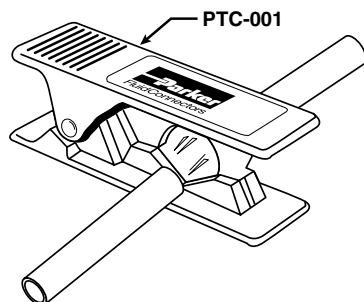


Patented design of sizes 5/32" and above meet SAE J2494 and D.O.T. FMVSS 571.106 air brake performance specifications. Stainless steel tube support in sizes 1/4" and above assures maximum flow and performance requirements of SAE J2494-3.

Assembly Instructions

- Cut tubing squarely—maximum of 15° angle allowable.
 - Use of Parker tube cutter PTC-001 is recommended.
- Check that port or mating part is clean and free of debris.
- Insert tubing into fitting until it bottoms.
 - Push twice to verify that tubing is inserted past collet and O-Ring.
- Pull on tubing to verify it is fully inserted.
- To disassemble, simply press release button, hold against body, and pull tubing out of fitting.

Note: in order to pass hot pull requirements of SAE FMVSS 571.106 and SAE J2494-3 a tube support must be present in the end of the fitting before final fitting assembly.



[†] U.S. Pstent No. 5,683,120

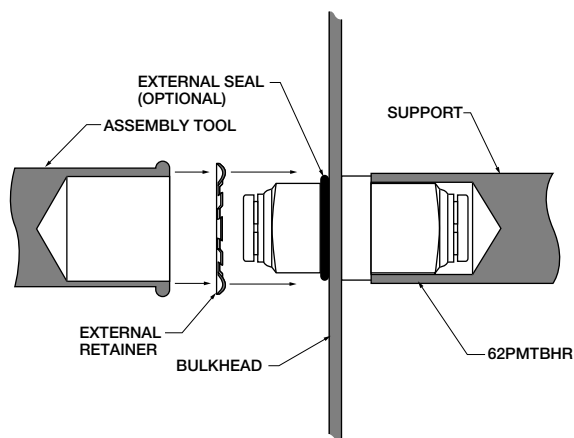
Prestomatic[†] Retaining Ring Bulkhead Unions

Prestomatic[†] retaining ring bulkhead unions feature a unique design that provides the user with an economical method to install and assemble a union connection through a bulkhead.

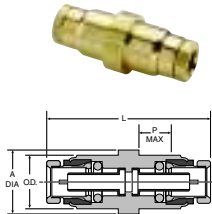
The retaining ring bulkhead unions feature a smaller envelope size than standard bulkhead union connectors and do not require a wrench to mount or assemble in cramped areas.

The external seal feature provides a moisture barrier and can also prevent external contamination from entering into an enclosed area.

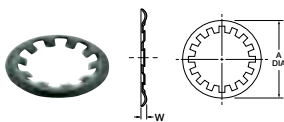
To install, simply support the bulkhead union from behind and apply the external seal. Then push the external retainer against the external seal with an assembly tool and you have a reliable bulkhead connection in a confined area.



Retaining Ring Bulkhead 62PMTBHR



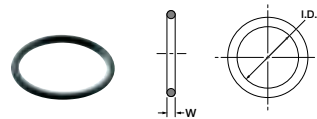
PART NO.	TUBE SIZE	O.D.	REC. HOLE SIZE	L	P MAX	A DIA
62PMTBHR-4	1/4	.500	.512	1.53	.26	.625
62PMTBHR-6	3/8	.750	.762	1.92	.36	.875
62PMTBHR-8	1/2	.875	.887	2.15	.43	1.000
62PMTBHR-10	5/8	1.000	1.012	2.54	.62	1.250



External Retainer ERHD*

PART NO.	TUBE SIZE	BULKHEAD UNION O.D.	A DIA.	W
ERHD-50	1/4	.500	.83	.05
ERHD-75	3/8	.750	1.08	.05
ERHD-87	1/2	.875	1.20	.05
ERHD-100	5/8	1.000	1.33	.05

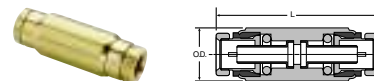
*Material Carbon Spring Steel



External Seal ES*

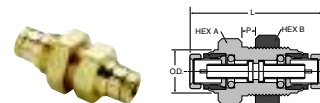
PART NO.	TUBE SIZE	BULKHEAD UNION O.D.	I.D.	W
ES-50	1/4	.500	.489	.07
ES-75	3/8	.750	.739	.07
ES-87	1/2	.875	.864	.07

*Material is Nitrile (Buna N), 70 Durometer



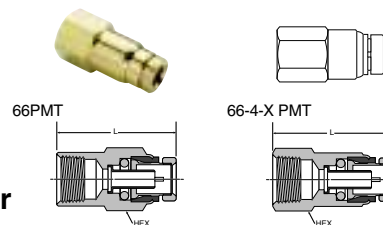
Union 62PMT

PART NO.	TUBE SIZE	L	O.D.
62PMT-5/32	5/32	1.45	.38
62PMT-4	1/4	1.48	.50
62PMT-4-2	1/4-1/8	1.48	.50
62PMT-6	3/8	1.87	.75
62PMT-6-4	3/8-1/4	1.68	.75
62PMT-8	1/2	2.03	.88
62PMT-10	5/8	2.42	1.00



Bulkhead Union 62PMTBH

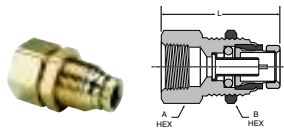
PART NO.	TUBE SIZE	O.D.	L	P MAX	HEX A	HEX B	BULKHEAD HOLE DIA.
62PMTBH-4	1/4	.56	1.69	.25	11/16	3/4	9/16
62PMTBH-6	3/8	.88	1.93	.44	1-1/16	1-1/16	7/8
62PMTBH-8	1/2	1.00	2.02	.58	1-1/4	1-1/4	1
62PMTBH-10	5/8	1.12	2.92	.81	1-1/4	1-3/8	1-1/8



Female Connector 66PMT

PART NO.	TUBE SIZE	PIPE THREAD	L	HEX
66PMT-4-2	1/4	1/8	1.22	9/16
66PMT-4-4	1/4	1/4	1.43	11/16
66PMT-6-2	3/8	1/8	1.37	3/4
66PMT-6-4	3/8	1/4	1.58	3/4
66PMT-6-6	3/8	3/8	1.62	13/16
66PMT-8-4	1/2	1/4	1.69	7/8
66PMT-8-6	1/2	3/8	1.68	7/8
66PMT-8-8	1/2	1/2	1.91	1

Bulkhead Female Connector 66PMTBH



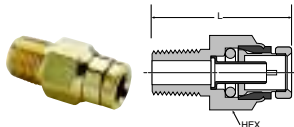
PART NO.	TUBE SIZE	PIPE THREAD	L	HEX A	HEX B	BULKHEAD HOLE DIA.
66PMTBH-4-4	1/4	1/4	1.62	11/16	3/4	9/16
66PMTBH-6-6	3/8	3/8	1.87	1.06	1.06	7/8
66PMTBH-8-8	1/2	1/2	2.02	1-1/4	1-1/4	1

Bulkhead Male Connector 68PMTBH




PART NO.	TUBE SIZE	PIPE THREAD	L	P MAX	HEX A	HEX B	BULKHEAD HOLE DIA.
68PMTBH-6-8	3/8	1/2	2.37	.33	1-1/4	1-1/4	1
68PMTBH-8-8	1/2	1/2	2.38	.33	1-1/4	1-1/4	1

Male Connector 68PMT




PART NO.	TUBE SIZE	PIPE THREAD	L	HEX
68PMT -5/32-1	5/32	1/16	.85	3/8
68PMT-5/32-2	5/32	1/8	.89	7/16
68PMT-4-2	1/4	1/8	1.06	1/2
68PMT-4-4	1/4	1/4	1.19	9/16
68PMT-4-6	1/4	3/8	1.27	3/4
68PMT-6-2	3/8	1/8	1.37	3/4
68PMT-6-4	3/8	1/4	1.43	3/4
68PMT-6-6	3/8	3/8	1.33	3/4
68PMT-6-8	3/8	1/2	1.38	7/8
68PMT-8-4	1/2	1/4	1.72	7/8
68PMT-8-6	1/2	3/8	1.52	7/8
68PMT-8-8	1/2	1/2	1.44	7/8
68PMT-10-6	5/8	3/8	1.88	1
68PMT-10-8	5/8	1/2	1.88	1
68PMT-12-8	3/4	1/2	2.03	1 3/16
68PMT-12-12	3/4	3/4	2.03	1 1/8

Union Tee 164PMT



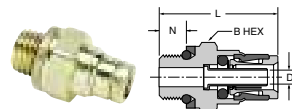
PART NO.	TUBE 1 SIZE	TUBE 2 SIZE	L1	L2
164PMT-4	1/4	1/4	.85	.85
164PMT-6	3/8	3/8	1.21	1.21
164PMT-6-6-4	3/8	1/4	1.21	.93
164PMT-8	1/2	1/2	1.27	1.27
164PMT-10	5/8	5/8	1.63	1.62

Union Elbow 165PMT



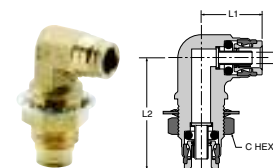
PART NO.	TUBE SIZE	L
165PMT-4	1/4	.85
165PMT-6	3/8	1.11
165PMT-8	1/2	1.24
165PMT-10	5/8	1.57

Male Connector to Metric Adapter 68PMT-X-M

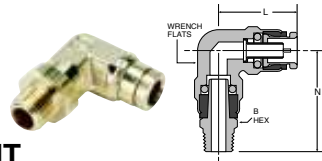


PART NO.	TUBE SIZE	METRIC THREAD	L	B HEX	N
68PMT-4-M12	1/4	M12X1.5	1.19	11/16	.29
68PMT-4-M16	1/4	M16X1.5	1.29	7/8	.39
68PMT-6-M12	3/8	M12X1.5	1.40	3/4	.29
68PMT-6-M16	3/8	M16X1.5	1.35	7/8	.39
68PMT-6-M22	3/8	M22X1.5	1.23	1 1/16	.40
68PMT-8-M12	1/2	M12X1.5	1.45	7/8	.29
68PMT-8-M16	1/2	M16X1.5	1.52	7/8	.39
68PMT-8-M22	1/2	M22X1.5	1.31	1 1/16	.37
68PMT-10-M16	5/8	M16X1.5	1.78	1	.39

Union Bulkhead Elbow 165PMTBH

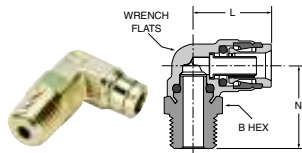


PART NO.	TUBE SIZE	L1	L2	C HEX	FLOW DIA. D	BULKHEAD HOLE DIA.
165PMTBH-8	1/2	1.29	2.45	1 1/4	.34	1



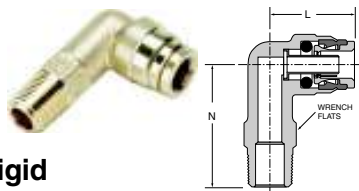
Male Elbow 90° 169PMT

PART NO.	TUBE SIZE	PIPE THREAD	L	N	WRENCH FLATS	B HEX
169PMT-4-2	1/4	1/8	.84	1.01	1/2	9/16
169PMT-4-4	1/4	1/4	.84	1.23	1/2	9/16
169PMT-4-6	1/4	3/8	.84	1.23	1/2	11/16
169PMT-6-2	3/8	1/8	1.11	1.18	9/16	11/16
169PMT-6-4	3/8	1/4	1.11	1.30	9/16	11/16
169PMT-6-6	3/8	3/8	1.11	1.33	9/16	11/16
169PMT-6-8	3/8	1/2	1.11	1.54	9/16	7/8
169PMT-8-4	1/2	1/4	1.27	1.73	11/16	5/8
169PMT-8-6	1/2	3/8	1.27	1.81	11/16	3/4
169PMT-8-8	1/2	1/2	1.27	1.96	11/16	7/8
169PMT-10-6	5/8	3/8	1.53	2.03	7/8	3/4
169PMT-10-8	5/8	1/2	1.53	2.18	7/8	7/8



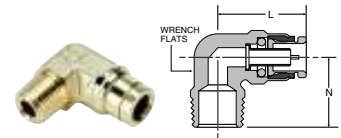
Male Elbow Positional 90° 169PMTR

PART NO.	TUBE SIZE	PIPE THREAD	B HEX	L	N	WRENCH FLATS
169PMTR-4-4	1/4	1/4	9/16	0.84	1.13	1/2
169PMTR-6-6	3/8	3/8	3/4	1.12	1.19	9/16
169PMTR-10-8	5/8	1/2	7/8	1.54	1.50	7/8



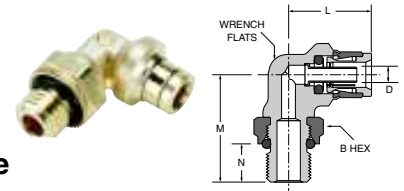
Male Elbow Long Rigid 90° 169PMTL

PART NO.	TUBE SIZE	PIPE THREAD	L	N	WRENCH FLATS
169PMTL-6-4	3/8	1/4	1.06	1.63	9/16
169PMTL-6-8	3/8	1/2	1.19	2.50	7/8
169PMTL-6-6	3/8	3/8	1.19	2.50	7/8
169PMTL-8-8	1/2	1/2	1.22	2.50	7/8
169PMTL-10-8	5/8	1/2	1.46	2.50	7/8



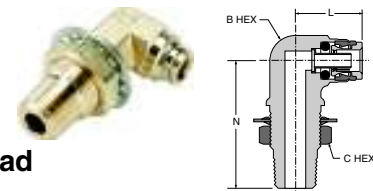
Male Elbow Rigid 90° 169PMTNS/269PMT

PART NO.	TUBE SIZE	PIPE THREAD	L	N	WRENCH FLATS
269PMT-5/32-1	5/32	1/16	.85	.66	7/16
269PMT-5/32-2	5/32	1/8	.85	.66	7/16
169PMTNS-4-2	1/4	1/8	.84	.72	1/2
169PMTNS-4-4	1/4	1/4	.84	.90	1/2
169PMTNS-4-6	1/4	3/8	.84	1.06	1/2
169PMTNS-6-2	3/8	1/8	1.05	.75	9/16
169PMTNS-6-4	3/8	1/4	1.05	.94	9/16
169PMTNS-6-6	3/8	3/8	1.05	.94	3/4
169PMTNS-6-8	3/8	1/2	1.12	1.26	11/16
169PMTNS-8-4	1/2	1/4	1.17	1.06	11/16
169PMTNS-8-6	1/2	3/8	1.22	1.06	11/16
169PMTNS-8-8	1/2	1/2	1.22	1.26	11/16
169PMTNS-10-6	5/8	3/8	1.46	1.11	7/8
169PMTNS-10-8	5/8	1/2	1.46	1.32	7/8
169PMTNS-12-8	3/4	1/2	1.81	1.44	1



Male Elbow to Metric Adjustable 169PMTNS-X-M

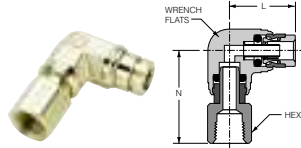
PART NO.	TUBE SIZE	METRIC THREAD	WRENCH FLATS (MM)	HEX (MM)	L	M	N
169PMTNS-4-MI2	1/4	M12X1.5	10	17	.84	1.11	.37
169PMTNS-4-M16	1/4	M16X1.5	11	24	.96	1.27	.41
169PMTNS-4-M22	1/4	M22X1.5	19	30	1.09	1.53	.41
169PMTNS-6-M12	3/8	M12X1.5	16	17	1.10	1.15	.66
169PMTNS-6-M16	3/8	M16X1.5	19	24	1.23	1.27	.41
169PMTNS-8-M12	1/2	M12X1.5	16	17	1.21	1.31	.37
169PMTNS-8-M16	1/2	M16X1.5	16	24	1.26	1.34	.41
169PMTNS-8-M22	1/2	M22X1.5	19	30	1.26	1.59	.41
169PMTNS-12-M22	3/4	M22X1.5	27	30	1.77	1.59	.41



Male Elbow Bulkhead 169PMTBH

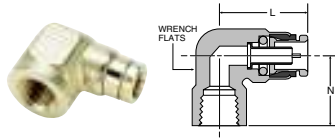
PART NO.	TUBE SIZE	PIPE THREAD	L	N	B HEX	C HEX	BULKHEAD HOLE DIA.
169PMTBH-6-8	3/8	1/2	1.19	2.50	1-1/4	7/8	1
169PMTBH-8-8	1/2	1/2	1.29	2.50	1-1/4	7/8	1

Female Elbow Swivel 90° 170PMT



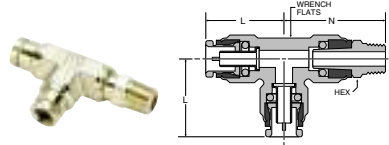
PART NO.	TUBE SIZE	PIPE THREAD	L	N	HEX	WRENCH FLATS
170PMT-4-2	1/4	1/8-27	.84	1.06	1/2	1/2

Female Elbow Rigid 90° 170PMTNS



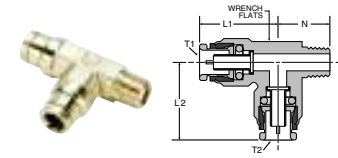
PART NO.	TUBE SIZE	PIPE THREAD	L	N	WRENCH FLATS
170PMTNS-4-2	1/4	1/8	.84	.56	11/16
170PMTNS-4-4	1/4	1/4	1.00	.67	11/16
170PMTNS-6-2	3/8	1/8	1.12	.64	9/16
170PMTNS-6-4	3/8	1/4	1.25	1.00	11/16
170PMTNS-6-6	3/8	3/8	1.25	1.00	13/16
170PMTNS-8-4	1/2	1/4	1.25	.75	11/16
170PMTNS-8-6	1/2	3/8	1.32	.88	11/16
170PMTNS-8-8	1/2	1/2	1.70	.98	1

Male Run Tee Swivel 171PMT



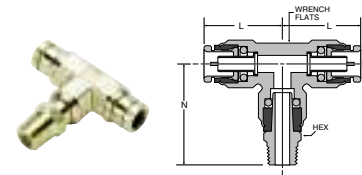
PART NO.	TUBE SIZE	PIPE THREAD	L	N	HEX	WRENCH FLATS
171PMT-4-2	1/4	1/8	.85	1.01	9/16	1/2
171PMT-4-4	1/4	1/4	.85	1.23	9/16	1/2
171PMT-4-6	1/4	3/8	.85	1.23	11/16	1/2
171PMT-6-4	3/8	1/4	1.21	1.42	11/16	5/8
171PMT-6-6	3/8	3/8	1.21	1.45	11/16	5/8
171PMT-8-4	1/2	1/4	1.27	1.74	5/8	7/8
171PMT-8-6	1/2	3/8	1.27	1.83	3/4	7/8
171PMT-8-8	1/2	1/2	1.27	1.99	7/8	7/8

Male Run Tee Rigid 171PMTNS



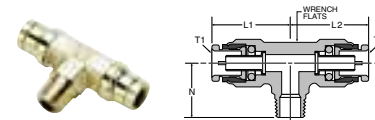
PART NO.	TUBE 1 SIZE	TUBE 2 SIZE	PIPE THREAD	L1	L2	N	WRENCH FLATS
171PMTNS-4-2	1/4	1/4	1/8	.91	.91	.77	15/32
171PMTNS-4-4	1/4	1/4	1/4	.91	.91	.94	15/32
171PMTNS-4-6-4	1/4	3/8	1/4	.93	1.21	.97	5/8
171PMTNS-6-4	3/8	3/8	1/4	1.21	1.21	.97	5/8
171PMTNS-6-4-4	3/8	1/4	1/4	1.21	.93	.97	5/8
171PMTNS-6-4-6	3/8	1/4	3/8	1.22	.97	.93	5/8
171PMTNS-6-6	3/8	3/8	3/8	1.21	1.21	.97	5/8
171PMTNS-6-8	3/8	3/8	1/2	1.17	1.17	1.26	5/8
171PMTNS-8-4	1/2	1/2	1/4	1.28	1.28	1.06	7/8

Male Branch Tee Swivel 172PMT



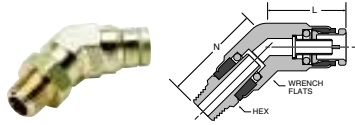
PART NO.	TUBE SIZE	PIPE THREAD	L	N	HEX	WRENCH FLATS
172PMT-4-2	1/4	1/8	.85	1.01	9/16	1/2
172PMT-4-4	1/4	1/4	.85	1.23	9/16	1/2
172PMT-6-2	3/8	1/8	1.22	1.30	11/16	5/8
172PMT-6-4	3/8	1/4	1.22	1.42	11/16	5/8
172PMT-6-6	3/8	3/8	1.22	1.45	11/16	5/8
172PMT-8-4	1/2	1/4	1.27	1.73	5/8	7/8
172PMT-8-6	1/2	3/8	1.27	1.79	3/4	7/8
172PMT-8-8	1/2	1/2	1.27	1.97	7/8	7/8

Male Branch Tee Rigid 172PMTNS



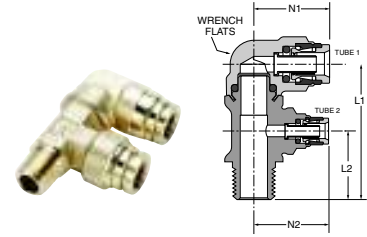
PART NO.	TUBE 1 SIZE	TUBE 2 SIZE	PIPE THREAD	L1	L2	N	WRENCH FLATS
172PMTNS-4-2	1/4	1/4	1/8	.91	.91	.78	1/2
172PMTNS-6-4	3/8	3/8	1/4	1.21	1.21	.97	5/8
172PMTNS-6-4-4	3/8	1/4	1/4	1.21	.93	.97	5/8
172PMTNS-6-6	3/8	3/8	3/8	1.21	1.21	.97	5/8
172PMTNS-6-8	3/8	3/8	1/2	1.17	1.17	1.26	7/8
172PMTNS-8-6	1/2	1/2	3/8	1.28	1.28	1.06	7/8
172PMTNS-8-6-8	1/2	3/8	1/2	1.25	1.25	1.25	7/8
172PMTNS-8-8	1/2	1/2	1/2	1.34	1.34	1.25	7/8

Male Elbow Swivel 45° 179PMT



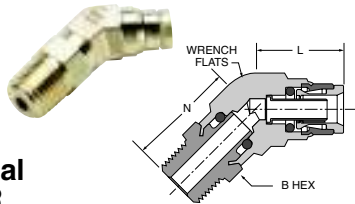
PART NO.	TUBE SIZE	PIPE THREAD	L	N	HEX	WRENCH FLATS
179PMT-4-2	1/4	1/8	.79	.92	9/16	9/16
179PMT-4-4	1/4	1/4	.79	1.14	9/16	9/16
179PMT-6-2	3/8	1/8	.99	1.02	11/16	3/4
179PMT-6-4	3/8	1/4	.99	1.14	11/16	3/4
179PMT-6-6	3/8	3/8	.99	1.17	11/16	3/4
179PMT-8-4	1/2	1/4	1.20	1.70	5/8	7/8
179PMT-8-6	1/2	3/8	1.20	1.78	3/4	7/8
179PMT-8-8	1/2	1/2	1.20	1.93	7/8	7/8

Dual port 90 Male Elbow Positional 189PMTR



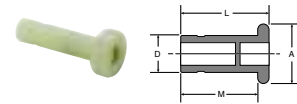
PART NO.	TUBE 1 SIZE	TUBE 2 SIZE	PIPE THREAD	L1	L2	N1	N2	WRENCH FLATS
189PMTR6-4-6	3/8	1/4	3/8	2.12	1.05	1.21	1.19	11/16
189PMTR6-6-4	3/8	3/8	1/4	2.06	.98	1.12	1.20	9/16
189PMTR6-6-6	3/8	3/8	3/8	2.06	.98	1.12	1.20	9/16
189PMTR10-4-6	5/8	1/4	3/8	2.18	1.05	1.54	1.19	7/8
189PMTR10-6-6	5/8	3/8	3/8	2.31	1.12	1.54	1.18	7/8

Male Elbow Positional Swivel 45° 179PMTR



PART NO.	TUBE SIZE	PIPE THREAD	B HEX	L	N	WRENCH FLATS
179PMTR-4-4	1/4	1/4	9/16	0.79	1.18	9/16
179PMTR-8-8	1/2	1/2	7/8	1.17	1.35	7/8

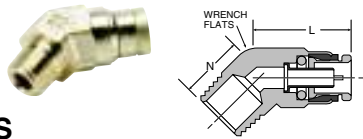
Push-To-Connect Fitting Plug 639PM/639PMT



PART NO.	TUBE SIZE	L	M	A	D
639PM-5/32BL	5/32	1.09	1.00	.39	.156
639PMT-4	1/4	1.14	.96	.48	.250
639PMT-6	3/8	1.33	1.15	.67	.375
639PMT-8	1/2	1.33	1.15	.81	.500

Specify color when ordering Black (BL) or Blue (BU), example 639PMT-4BU
 Note: use appropriate PM/PMT style connection as determined by part number.

Male Elbow Rigid 45° 179PMTNS



PART NO.	TUBE SIZE	PIPE THREAD	L	N	WRENCH FLATS
179PMTNS-4-2	1/4	1/8	.80	.56	9/16
179PMTNS-4-4	1/4	1/4	.80	.75	9/16
179PMTNS-6-2	3/8	1/8	.99	.55	3/4
179PMTNS-6-4	3/8	1/4	.99	.73	3/4
179PMTNS-6-6	3/8	3/8	.99	.73	3/4
179PMTNS-8-4	1/2	1/4	1.28	.81	13/16
179PMTNS-8-6	1/2	3/8	1.28	.81	13/16
179PMTNS-8-8	1/2	1/2	1.28	1.06	13/16
179PMTNS-10-6	5/8	3/8	1.22	.88	7/8
179PMTNS-10-8	5/8	1/2	1.22	1.00	7/8
179PMTNS-12-8	3/4	1/2	1.41	1.25	1



PTC Composite Push-In Air Brake Fittings

MATERIALS OF CONSTRUCTION	
FITTING BODY:	COMPOSITE
COLLET:	BRASS
TUBE SUPPORT:	STAINLESS STEEL
O-RING:	BUNA N
THREADS:	BRASS

NOMENCLATURE	
EXAMPLE: 369PTC-6-4	ATTRIBUTE:
396	MALE ELBOW 90°
PTC	COMPOSITE PUSH-IN AIR BRAKE FITTING
6	3/8" (6/16) TUBE SIZE
4	1/4" (4/16) PIPE THREAD

APPLICABLE TUBE	
TUBE MATERIAL:	SAE J844 TYPE A & B NYLON TUBING
TUBE O.D.:	1/4, 3/8, 1/2, 5/8, 3/4

SPECIFICATIONS	
PRESSURE RANGE:	UP TO 250 PSI
TEMPERATURE RANGES:	-40° TO +200°F

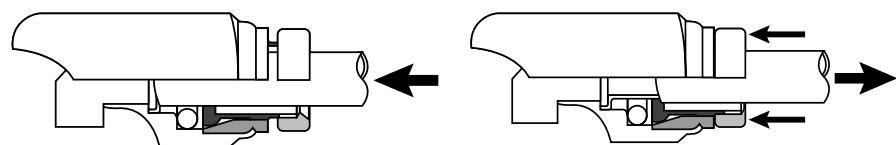
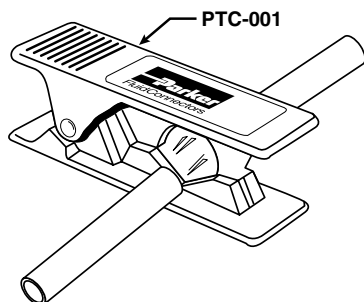


Design of the PTC composite air brake fitting complies with the performance requirements of D.O.T. FMVSS 571.106, SAE J1131 and SAE J2494-3. Tube support design assures maximum flow.

Assembly Instructions

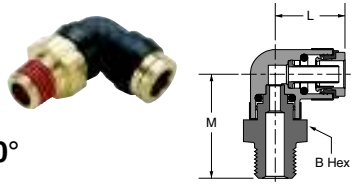
1. Cut tubing squarely—maximum of 15° angle allowable.
 - Use of Parker tube cutter PTC-001 is recommended.
2. Check that port or mating part is clean and free of debris.
3. Insert tubing into fitting until it bottoms.
 - Push twice to verify that tubing is inserted past collet and O-Ring.
4. Pull on tubing to verify it is fully inserted.
5. To disassemble, simply press release button, hold against body, and pull tubing out of fitting.

Note: in order to pass hot pull requirements of SAE FMVSS 571.106 and SAE J2494-3 a tube support must be present in the end of the fitting before final fitting assembly.



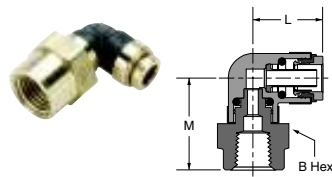
Insert tubing until it bottoms

Depress button to remove tubing



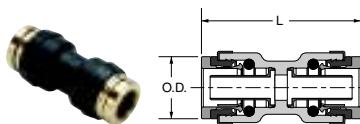
**Male Elbow Swivel 90°
369PTC**

PART NO.	TUBE SIZE	PIPE THREAD	B HEX	L	M
369PTC-4-2	1/4	1/8	9/16	.69	1.05
369PTC-4-4	1/4	1/4	9/16	.69	1.20
369PTC-4-6	1/4	3/8	3/4	.69	1.20
369PTC-6-2	3/8	1/8	3/4	.99	1.13
369PTC-6-4	3/8	1/4	3/4	.99	1.28
369PTC-6-6	3/8	3/8	3/4	.99	1.28
369PTC-6-8	3/8	1/2	7/8	.99	1.47
369PTC-8-4	1/2	1/4	15/16	1.11	1.39
369PTC-8-6	1/2	3/8	15/16	1.11	1.39
369PTC-8-8	1/2	1/2	15/16	1.11	1.58
369PTC-10-6	5/8	3/8	1-1/16	1.33	1.60
369PTC-10-8	5/8	1/2	1-1/16	1.33	1.79
369PTC-12-8	3/4	1/2	1-3/16	1.52	1.89
369PTC-12-12	3/4	3/4	1-3/16	1.52	1.99



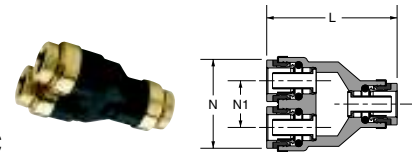
**Female Elbow Swivel 90°
370PTC**

PART NO.	TUBE SIZE	PIPE THREAD	B HEX	L	M
370PTC-4-2	1/4	1/8	5/8	.69	.89
370PTC-4-4	1/4	1/4	3/4	.69	1.05
370PTC-6-2	3/8	1/8	3/4	.99	.90
370PTC-6-4	3/8	1/4	3/4	.99	1.13
370PTC-6-6	3/8	3/8	13/16	.99	1.19
370PTC-8-6	1/2	3/8	15/16	1.11	1.30
370PTC-8-8	1/2	1/2	1-1/16	1.11	1.49
370PTC-10-8	5/8	1/2	1-1/16	1.33	1.67



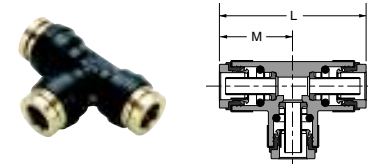
Union 32PTC

PART NO.	TUBE SIZE	L	O.D.
32PTC-6	3/8	1.61	.73
32PTC-8	1/2	1.75	.88
32PTC-10	5/8	2.15	1.02
32PTC-12	3/4	2.50	1.17



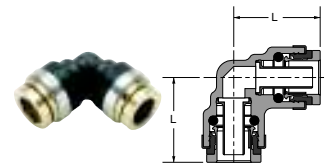
Union Y 362PTC

PART NO.	TUBE SIZE	L	N	N1
362PTC-4	1/4	1.49	1.03	.50
362PTC-6	3/8	1.99	1.41	.68
362PTC-8	1/2	2.18	1.72	.84



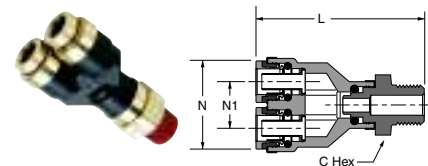
Union Tee 364PTC

PART NO.	TUBE SIZE	L	M
364PTC-4	1/4	1.42	.71
364PTC-6	3/8	1.99	.99
364PTC-8	1/2	2.25	1.13



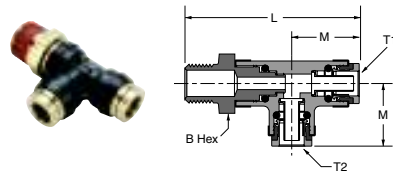
Union Elbow 365PTC

PART NO.	TUBE SIZE	L
365PTC-6	3/8	.99
365PTC-8	1/2	1.11



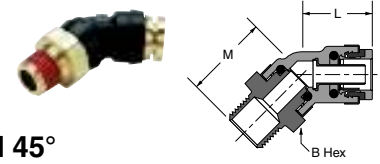
**Union Y Male Connector
368PTC**

PART NO.	TUBE SIZE	PIPE THREAD	L	C HEX	N	N1
368PTC-4-2	1/4	1/8	1.96	9/16	1.03	.50
368PTC-4-4	1/4	1/4	2.12	9/16	1.03	.50
368PTC-6-4	3/8	1/4	2.56	3/4	1.41	.68
368PTC-8-6	1/2	3/8	2.85	15/16	1.71	.84
368PTC-8-8	1/2	1/2	3.08	15/16	1.72	.84



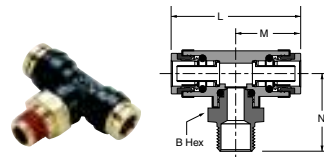
Male Run Tee Swivel 371PTC

PART NO.	TUBE SIZE 1	TUBE SIZE 2	PIPE THREAD	B HEX	L	M
371PTC-4-2	1/4	1/4	1/8	9/16	1.93	.71
371PTC-4-4	1/4	1/4	1/4	9/16	2.08	.71
371PTC-4-6	1/4	1/4	3/8	3/4	2.08	.71
371PTC-6-4	3/8	3/8	1/4	3/4	2.27	.99
371PTC-6-4-4	3/8	1/4	1/4	3/4	2.27	1.08
371PTC-6-6	3/8	3/8	3/8	3/4	2.27	.99
371PTC-8-4	1/2	1/2	1/4	15/16	2.55	1.13
371PTC-8-6	1/2	1/2	3/8	15/16	2.55	1.13
371PTC-8-8	1/2	1/2	1/2	15/16	2.74	1.13
371PTC-10-8	5/8	5/8	1/2	1-1/16	3.22	1.41




Male Elbow Swivel 45° 379PTC

PART NO.	TUBE SIZE	PIPE THREAD	B HEX	L	M
379PTC-4-2	1/4	1/8	9/16	.64	.97
379PTC-4-4	1/4	1/4	9/16	.64	1.12
379PTC-4-6	1/4	3/8	3/4	.64	1.12
379PTC-6-2	3/8	1/8	3/4	.87	1.01
379PTC-6-4	3/8	1/4	3/4	.87	1.16
379PTC-6-6	3/8	3/8	3/4	.87	1.16
379PTC-8-4	1/2	1/4	15/16	1.01	1.20
379PTC-8-6	1/2	3/8	15/16	1.01	1.20
379PTC-8-8	1/2	1/2	15/16	1.01	1.39
379PTC-10-6	5/8	3/8	1-1/16	1.18	1.42
379PTC-10-8	5/8	1/2	1-1/16	1.18	1.61
379PTC-12-8	3/4	1/2	1-3/16	1.35	1.69
379PTC-12-12	3/4	3/4	1-3/16	1.35	1.79



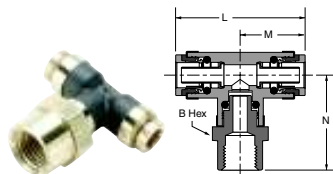
Male Branch Tee Swivel 372PTC

PART NO.	TUBE SIZE	PIPE THREAD	B HEX	L	M	N
372PTC-4-2	1/4	1/8	9/16	1.42	.73	1.22
372PTC-4-4	1/4	1/4	9/16	1.42	.71	1.37
372PTC-4-6	1/4	3/8	3/4	1.42	.71	1.37
372PTC-6-2	3/8	1/8	3/4	1.99	.99	1.17
372PTC-6-4	3/8	1/4	3/4	1.99	.99	1.32
372PTC-6-6	3/8	3/8	3/4	1.99	.99	1.32
372PTC-8-4-8	1/2X1/4	1/2	15/16	2.28	1.14	1.58
372PTC-8-6	1/2	3/8	15/16	2.25	1.13	1.39
372PTC-8-8	1/2	1/2	15/16	2.25	1.13	1.58
372PTC-10-8	5/8	1/2	1-1/16	2.82	1.41	1.81



Plug-In Elbow 369PTCSP

PART NO.	TUBE SIZE 1	TUBE SIZE 2	H	L
369PTCSP-4-4	1/4	1/4	0.74	1.06
369PTCSP-4-6	1/4	3/8	0.74	1.20
369PTCSP-6-6	3/8	3/8	0.96	1.32
369PTCSP-8-8	1/2	1/2	1.12	1.50



Female Branch Tee Swivel 377PTC

PART NO.	TUBE SIZE	PIPE THREAD	B HEX	L	M	N
377PTC-4-4	1/4	1/4	3/4	1.48	0.74	1.27



Metric Prestomatic Air Brake Push-In Fittings

MATERIALS OF CONSTRUCTION	
FITTING BODIES:	BRASS
COLLET:	BRASS
TUBE SUPPORT:	STAINLESS STEEL
O-RING:	BUNA N

NOMENCLATURE	
EXAMPLE: F8UPMTB8M22	ATTRIBUTE:
F	STRAIGHT MALE CONNECTOR
8	METRIC PARALLEL
U	UNIVERSAL STUD
PMTB	AIR BRAKE PUSH-IN FITTING—BRASS BODY
8	8MM TUBE SIZE
M22	22MM PORT THREAD

APPLICABLE TUBE	
TUBE MATERIAL:	DIN 73378 VIRGIN NYLON, SAE J844 TUBING
TUBE O.D. (MM):	6, 8, 10, 12, 16

SPECIFICATIONS	
PRESSURE RANGE:	UP TO 250 PSI
TEMPERATURE RANGES:	-40° TO +200°F

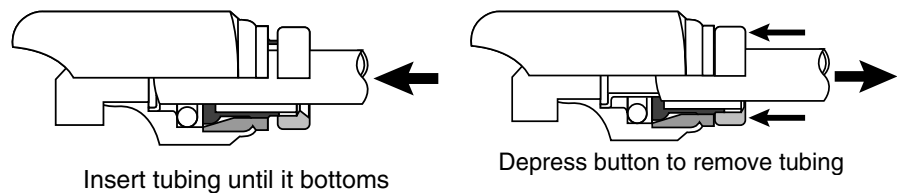
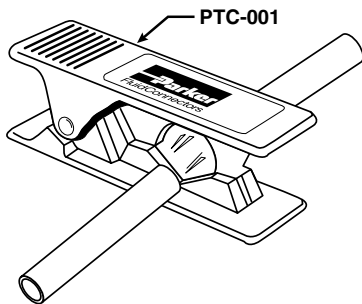


Patented design of sizes 6mm and above meet DIN 74324 and D.O.T. FMVSS 571.106 air brake performance specifications. Just bottom the tubing in the fitting body for a positive seal.

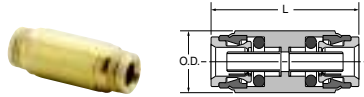
Assembly Instructions

1. Cut tubing squarely—maximum of 15° angle allowable.
 - Use of Parker tube cutter PTC-001 is recommended.
2. Check that port or mating part is clean and free of debris.
3. Insert tubing into fitting until it bottoms.
 - Push twice to verify that tubing is inserted past collet and O-Ring.
4. Pull on tubing to verify it is fully inserted.
5. To disassemble, simply press release button, hold against body, and pull tubing out of fitting.

Note: in order to pass hot pull requirements of SAE FMVSS 571.106 and SAE J2494-3 a tube support must be present in the end of the fitting before final fitting assembly.

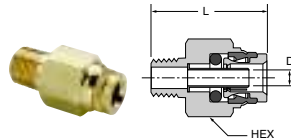


Union HPMTB



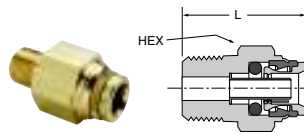
PART NO.	TUBE SIZE (MM)	L (MM)	O.D. (MM)
HPMTB6	6	45.2	15.9
HPMTB8	8	45.3	17.5
HPMTB10	10	51.7	22.2
HPMTB12	12	51.7	22.2

Male Connector F2PMTB



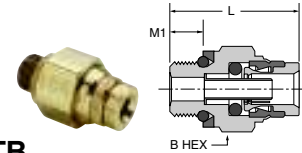
PART NO.	TUBE (MM)	PIPE THREAD	L (MM)	HEX (MM)	FLOW DIA. D(MM)
F2PMTB8-1/8	8	1/8	33.79	19	4.90
F2PMTB8-1/4	8	1/4	38.38	19	4.90
F2PMTB10-1/4	10	1/4	36.83	20	6.35

Male Connector BSPT F3PMTB



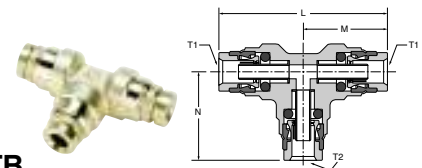
PART NO.	TUBE (MM)	BSPT THREAD	L (MM)	HEX (MM)
F3PMTB8-1/2	8	1/2	35.1	22
F3PMTB10-1/4	10	1/4	39.9	22
F3PMTB10-3/8	10	3/8	36.2	22
F3PMTB10-1/2	10	1/2	39.6	22
F3PMTB12-1/4	12	1/4	40.6	22
F3PMTB12-3/8	12	3/8	40.4	22
F3PMTB12-1/2	12	1/2	40.4	22

Male Connector Metric Straight Thread F8UPMTB



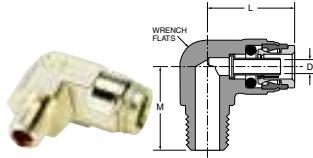
PART NO.	TUBE SIZE (mm)	METRIC THREAD	L (mm)	B HEX (MM)	M1 (MM)
F8UPMTB6-M10	6	M10X1	29.7	17	6.4
F8UPMTB6-M12	6	M12X1.5	29.1	17	7.5
F8UPMTB6-M14	6	M14X1.5	29.1	22	7.5
F8UPMTB6-M16	6	M16X1.5	31.6	22	10.0
F8UPMTB6-M22	6	M22X1.5	29.7	27	9.5
F8UPMTB8-M10	8	M10X1	31.4	22	6.4
F8UPMTB8-M12	8	M12X1.5	33.0	22	7.5
F8UPMTB8-M14	8	M14X1.5	33.0	22	7.5
F8UPMTB8-M16	8	M16X1.5	31.0	22	10.0
F8UPMTB8-M22	8	M22X1.5	28.8	27	9.5
F8UPMTB10-M10	10	M10X1	34.8	22	6.4
F8UPMTB10-M12	10	M12X1.5	36.9	22	7.5
F8UPMTB10-M14	10	M14X1.5	36.8	22	7.5
F8UPMTB10-M16	10	M16X1.5	37.5	22	10.0
F8UPMTB10-M22	10	M22X1.5	31.1	27	9.5
F8UPMTB12-M12	12	M12X1.5	37.3	22	7.5
F8UPMTB12-M14	12	M14X1.5	36.8	22	7.5
F8UPMTB12-M16	12	M16X1.5	39.7	22	10.0
F8UPMTB12-M22	12	M22X1.5	33.4	27	9.5
F8UPMTB16-M16	16	M16X1.5	39.7	27	10.0
F8UPMTB16-M22	16	M22X1.5	33.3	27	9.5

Union Tee JPMTB



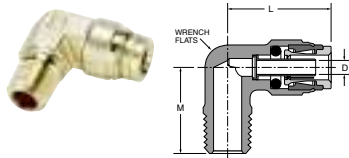
PART NO.	TUBE 1 (MM)	TUBE 2 (MM)	L (MM)	M (MM)	N (MM)
JPMTB6	6	6	51.3	25.6	26.7
JPMTB8	8	8	53.2	26.6	26.7
JPMTB10	10	10	60.4	30.2	31.4
JPMTB12	12	12	63.3	31.7	35.0
JPMTB12-12-6	12	6	63.3	31.7	28.1

**Male Elbow Non-Swivel
BSPT C3PMTB**



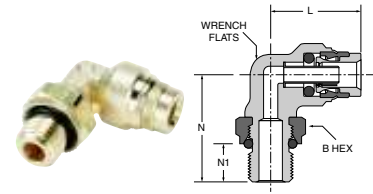
TUBE PART NO.	SIZE (MM)	WRENCH BSPT THREAD	FLATS (MM)	L (MM)	M (MM)
C3PMTB6-1/4	6	1/4	11	27.9	23.1
C3PMTB10-1/4	10	1/4	17	31.8	25.4
C3PMTB12-1/4	12	1/4	22	34.3	28.5
C3PMTB12-1/2	12	1/2	22	34.3	33.5

**Male Elbow
Non-Swivel C2PMTB**



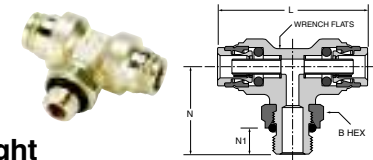
TUBE PART NO.	SIZE (MM)	WRENCH PIPE THREAD	FLATS (MM)	L (MM)	M (MM)	FLOW DIA. (MM)
C2PMTB8-1/4	8	1/4	16	28.5	26.9	4.83

**Male Elbow Metric
Straight Thread
C8UPMTB**



PART NO.	WRENCH TUBE SIZE (MM)	B METRIC THREAD	FLATS (MM)	HEX (MM)	L (MM)	N (MM)	N1 (MM)
C8UPMTB6-M10	6	M10X1	10	14	24.8	26.0	7.5
C8UPMTB6-M12	6	M12X1.5	10	17	24.8	28.2	9.5
C8UPMTB6-M16	6	M16X1.5	11	24	25.0	34.0	10.5
C8UPMTB6-M22	6	M22X1.5	19	30	28.1	41.4	10.5
C8UPMTB8-M12	8	M12X1.5	16	17	27.5	33.0	9.5
C8UPMTB8-M14	8	M14X1.5	16	19	26.7	33.5	9.5
C8UPMTB8-M16	8	M16X1.5	16	24	27.5	34.0	10.5
C8UPMTB8-M22	8	M22X1.5	19	30	32.0	40.4	10.5
C8UPMTB10-M16	10	M16X1.5	19	24	30.3	33.5	10.5
C8UPMTB10-M22	10	M22X1.5	19	30	32.0	38.4	10.5
C8UPMTB12-M16	12	M16X1.5	16	24	31.2	35.6	10.5
C8UPMTB12-M22	12	M22X1.5	16	30	32.9	38.4	10.5
C8UPMTB16-M16	16	M16X1.5	19	24	30.6	36.4	10.5
C8UPMTB16-M22	16	M22X1.5	25	30	31.7	40.4	10.5

**Male Branch Tee
Swivel Metric Straight
Thread S8UPMTB**



PART NO.	TUBE SIZE (MM)	METRIC THREAD	WRENCH FLATS (MM)	HEX (MM)	L (MM)	N (MM)	N1 (MM)
S8UPMTB12-M16	12	M16X1.5	19	24	65.9	37.6	10.5
S8UPMTB12-M22	12	M22X1.5	23	30	65.9	35.6	10.5
S8UPMTB16-M22	16	M22X1.5	16	24	64.3	40.1	10.5

