



# Compression Style Transportation



## **Air Brake Fittings**

*Meets D.O.T. FMVSS 571.106*

*Meets SAE J246 & J1131*

*Use with Copper Tubing*

*Reusable*



## **NTA Fittings**

*Meets D.O.T. FMVSS 571.106*

*Meets SAE J246 & J1131*

*Staked in Tube Support*

*Pre-applied Sealant*



## **Transmission Fittings**

*For Use in Pressure*

*Protected Applications*

*Slotted Sleeve Prevents*

*Over Torque*

*Use with SAE J844 Tubing*



## **Air Brake Hose Ends**

*Meets D.O.T. FMVSS 571.106*

*Use with SAE J1402 Air Brake*

*Hose*



## **Vibra-Lok**

*Excellent Vibration Resistance*

*Viton Sleeve for High Temp*

*Wide Range of Tubing*

*Elastomeric Seal*

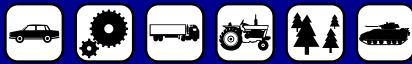


<b>Tube to Male NPTF</b>	<b>VS68AB</b> Male Connector  Page H11	<b>VS68NTA</b> Male Connector  Page H6	<b>68TF</b> Male Connector  Page H9	<b>68RB</b> Male Connector  Page H14	<b>68RB</b> Male Connector Body Only  Page H14	<b>68RBSG</b> Male Connector w/ Spring Guard  Page H14	
	<b>76RB</b> Adapter  Page H14	<b>VS176NTA</b> Adapter Tee  Page H6	<b>68VL</b> Male Connector  Page H17	<b>682VL</b> Tank Fitting  Page H18	<b>VS269AB</b> Male Elbow  Page H12	<b>VS269NTA</b> Male Elbow  Page H7	<b>269TF</b> Male Elbow  Page H9
	<b>169VL</b> Male Elbow  Page H18	<b>171VL</b> Male Run Tee  Page H18	<b>172VL</b> Male Branch Tee  Page H18	<b>VS271AB</b> Male Run Tee  Page H12	<b>VS271NTA</b> Male Run Tee  Page H7	<b>VS272AB</b> Male Branch Tee  Page H12	<b>VS272NTA</b> Male Branch Tee  Page H7
	<b>VS279AB</b> 45° Male Elbow  Page H12	<b>VS279NTA</b> 45° Male Elbow  Page H7	<b>179VL</b> 45° Male Elbow  Page H18	<b>Tube to Female NPTF</b>	<b>66AB</b> Female Connector  Page H11	<b>66NTA</b> Female Connector  Page H6	<b>66RBSV</b> Female Connector  Page H14
	<b>66VL</b> Female Connector  Page H17	<b>270AB</b> Female Elbow  Page H12	<b>270NTA</b> Female Elbow  Page H7		<b>170VL</b> Female Elbow  Page H18	<b>207ACBH</b> Anchor Coupling  Page H12	<b>Tube to Tube</b>
	<b>62NTA</b> Union  Page H5	<b>62TF</b> Union  Page H9	<b>62RB</b> Union  Page H14	<b>62VL</b> Union  Page H17	<b>264AB</b> Union Tee  Page H11	<b>264NTA</b> Union Tee  Page H6	
	<b>265AB</b> Union Elbow  Page H11	<b>265NTA</b> Union Elbow  Page H6	<b>Bulkhead Unions</b>	<b>62ABH</b> Bulkhead Union  Page H11	<b>62ANBH</b> Bulkhead Union  Page H5	<b>62NBH</b> Bulkhead Union  Page H5	<b>62NFBH</b> Bulkhead Union  Page H5
<b>66NBH</b> Bulkhead Union  Page H5	<b>Tube to Straight Thread</b>	<b>685VLV</b> Male Connector  Page H17		<b>1695VLV</b> Male Elbow  Page H18	<b>Tube to Metric Straight Thread</b>	<b>68NTA-MI</b> Adapter  Page H6	



<b>Auxiliary</b>	<b>61AB</b> Nut  Page H11	<b>61NTA</b> Nut  Page H5	<b>61TF</b> Nut  Page H9	<b>61RB</b> Nut  Page H14	<b>61RBSG</b> Spring Guard Nut  Page H14	<b>67RBSG</b> Nut & Spring  Page H14
	<b>61VL</b> Nut  Page H17	<b>60AB</b> Sleeve  Page H11	<b>60NTA</b> Sleeve  Page H5	<b>60TF</b> Sleeve  Page H9	<b>60RB</b> Sleeve  Page H14	<b>60VL</b> Sleeve  Page H17
<b>56RBSG</b> Spring  Page H14	<b>63NTA</b> Tube Support  Page H5					





# Air Brake-NTA<sup>®</sup> Fittings

MATERIALS OF CONSTRUCTION	
FITTINGS:	BRASS
NUTS:	BRASS
SLEEVE:	BRASS
THREAD SEALANT:	LOCTITE VIBRA-SEAL 516

NOMENCLATURE	
EXAMPLE: VS68NTA-10-8	ATTRIBUTE:
VS	LOCITE VIBRA SEAL 516
68	MALE CONNECTOR
NTA	NYLON TUBE AIR BRAKE FITTING
10	5/8" (10/16) TUBE SIZE
8	1/2" (8/16) PIPE THREAD

APPLICABLE TUBE	
TUBE MATERIAL:	SAE J844 TYPE A & B NYLON TUBING
TUBE O.D.:	3/16, 1/4, 3/8, 1/2, 5/8, 3/4

SPECIFICATIONS	
PRESSURE RANGE:	UP TO 150 PSI
TEMPERATURE RANGES:	-40° TO +200°F

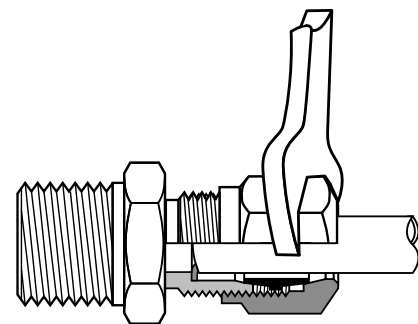
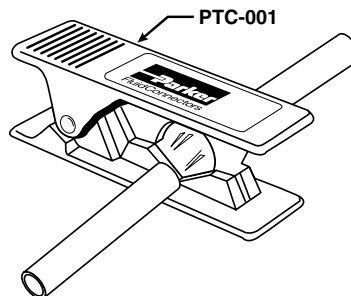


Fittings meet D.O.T. FMVSS 571.106 air brake specifications. Fittings utilize a ribbed sleeve for compression and positive grip. Fittings are pre-applied with thread sealant. Meets functional requirements of the SAE automotive tube fitting standards: SAE J246 and SAE J1131. Electroless nickel plated bodies can be used with bio-diesel.

## Assembly Instructions

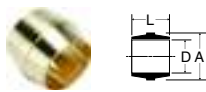
1. Cut tubing squarely—maximum of 15° angle allowable. (Use of Parker tube cutter PTC-001 is recommended.)
2. Check that port or mating part is clean and free of debris.
3. Insert tubing into fitting until it bottoms on seat.
4. Tighten nut with wrench until one thread remains visible on the fitting body; (this will allow for a number of remakes) or, the nut should be screwed down finger tight, then the wrench-tightened as indicated in the following table.

TUBE SIZE	ADDITIONAL NUMBER OF TURNS FROM HAND-TIGHT
3/16	2-1/2
1/4	3
3/8 & 1/2	4
5/8 & 3/4	3-1/2



### Sleeve 60NTA

REF. SAE 100115




PART NO.	TUBE SIZE	A	D	L
60NTA-3*	3/16	.255	.194	.23
60NTA-4	1/4	.359	.256	.30
60NTA-6	3/8	.479	.384	.39
60NTA-8	1/2	.624	.509	.43
60NTA-10	5/8	.746	.634	.49
60NTA-12	3/4	.922	.760	.54

\*Meets D.O.T. FMVSS 571.106 specification. No applicable SAE specification for this tube size.

### Nut 61NTA

REF. SAE 100110

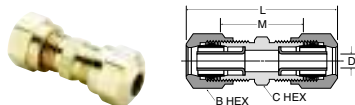


PART NO.	TUBE SIZE	STRAIGHT THREAD	C HEX	D	L
61NTA-3*	3/16	5/16-24	7/16	.194	.40
61NTA-4	1/4	7/16-24	9/16	.256	.45
61NTA-6	3/8	17/32-24	5/8	.384	.63
61NTA-8	1/2	11/16-20	13/16	.509	.72
61NTA-10	5/8	13/16-18	15/16	.634	.77
61NTA-12	3/4	1-18	1-1/8	.760	.81

\*Meets D.O.T. FMVSS 571.106 specification. No applicable SAE specification for this tube size.

### Union 62NTA

REF. SAE 100101 BA



PART NO.	TUBE SIZE	STRAIGHT THREAD	B HEX	C HEX	L	M	FLOW DIA. D
62NTA-4	1/4	7/16-24	9/16	7/16	1.49	.83	.137
62NTA-6	3/8	17/32-24	5/8	9/16	2.00	1.08	.217
62NTA-8	1/2	11/16-20	13/16	11/16	2.32	1.29	.338
62NTA-10	5/8	13/16-18	15/16	13/16	2.39	1.41	.398
62NTA-12	3/4	1-18	1-1/8	1	2.60	1.58	.523

### Stainless Steel Insert 63NTA

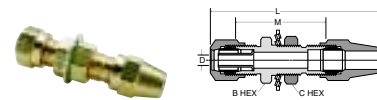
(FOR SAE J844 TUBING)



PART NO.	TUBE SIZE	L	O.D.
63NTA-4	1/4	.53	.163
63NTA-6	3/8	.64	.245
63NTA-8	1/2	.81	.370
63NTA-10	5/8	.86	.434
63NTA-12	3/4	1.04	.559

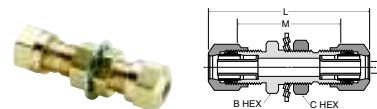
### Bulkhead Union 62ANBH

(NTA® & AIR BRAKE)



PART NO.	TUBE SIZE	STRAIGHT THREAD	B HEX	C HEX	L	M	FLOW DIA. D	BULKHEAD HOLE DIA.
62ANBH-4	1/4	7/16-24	9/16	9/16	2.28	1.38	.137	7/16
62ANBH-6	3/8	17/32-24	11/16	3/4	2.97	1.62	.217	17/32
62ANBH-8	1/2	11/16-20	13/16	1	3.36	1.88	.338	11/16

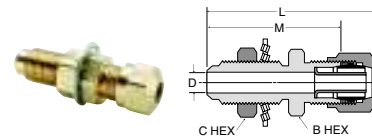
### Bulkhead Union 62NBH



PART NO.	TUBE SIZE	STRAIGHT THREAD	B HEX	C HEX	L	M	FLOW DIA. D	BULKHEAD HOLE DIA.
62NBH-3*	3/16	5/16-24	7/16	7/16	1.80	1.21	.087	5/16
62NBH-4	1/4	7/16-24	9/16	9/16	2.04	1.38	.137	7/16
62NBH-6	3/8	17/32-24	11/16	3/4	2.54	1.62	.217	17/32
62NBH-8	1/2	11/16-20	13/16	1	2.92	1.88	.338	11/16
62NBH-10	5/8	13/16-18	15/16	1	2.99	2.01	.398	13/16

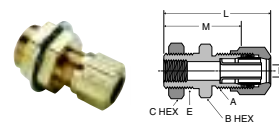
\*Meets D.O.T. FMVSS 571.106 specification. No applicable SAE specification for this tube size.

### Bulkhead Union 62NFBH



PART NO.	TUBE SIZE	FLARE SIZE	STGHT THD	B HEX	C HEX	L	M	FLOW DIA. D	BKHD HOLE DIA.
62NFBH-4	1/4	1/4	7/16-24	9/16	9/16	2.04	1.38	.137	7/16
62NFBH-6	3/8	3/8	17/32-24	11/16	3/4	2.54	1.62	.217	5/8
62NFBH-8	1/2	1/2	11/16-20	13/16	1	2.92	1.88	.338	3/4
62NFBH-10	5/8	5/8	13/16-18	15/16	1	3.04	2.02	.398	7/8
62NFBH-10-8	5/8	1/2	13/16-18	7/8	7/8	2.90	2.40	.400	3/4

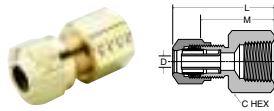
### Bulkhead Union 66NBH



PART NO.	TB SZ	PIPE THD	A STGHT THD	E STGHT THD	B HEX	C HEX	L	M	FLOW DIA. D	BKHD HOLE DIA.
66NBH-8-6	1/2	3/8	11/16-20	7/8-14	1-1/16	1-1/16	1.94	1.42	.338	7/8

### Female Connector 66NTA

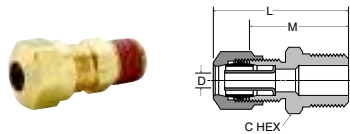
REF. SAE 100103 BA



PART NO.	TUBE SIZE	PIPE THREAD	STRAIGHT THREAD	C HEX	L	M	FLOW DIA. D
66NTA-4-2	1/4	1/8	7/16-24	9/16	1.17	.84	.137
66NTA-4-4	1/4	1/4	7/16-24	11/16	1.40	1.07	.137
66NTA-6-2	3/8	1/8	17/32-24	9/16	1.46	1.00	.217
66NTA-6-4	3/8	1/4	17/32-24	11/16	1.64	1.18	.217
66NTA-6-6	3/8	3/8	17/32-24	7/8	1.64	1.18	.217
66NTA-8-6	1/2	3/8	11/16-20	7/8	1.79	1.27	.338
66NTA-8-8	1/2	1/2	11/16-20	1-1/16	1.96	1.44	.338
66NTA-10-6	5/8	3/8	13/16-18	7/8	1.80	1.31	.398
66NTA-10-8	5/8	1/2	13/16-18	1-1/16	1.99	1.50	.398

### Male Connector VS68NTA

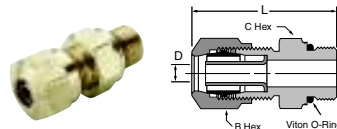
Ref. SAE 100102 BA



PART NO.	TUBE SIZE	PIPE THREAD	STRAIGHT THREAD	C HEX	L	M	FLOW DIA. D
VS68NTA-3-1*	3/16	1/16	5/16-24	3/8	1.16	.87	.087
VS68NTA-3-2*	3/16	1/8	5/16-24	7/16	1.15	.86	.087
VS68NTA-3-4*	3/16	1/4	5/16-24	9/16	1.35	1.05	.087
VS68NTA-4-2	1/4	1/8	7/16-24	7/16	1.22	.89	.137
VS68NTA-4-4	1/4	1/4	7/16-24	9/16	1.43	1.10	.137
VS68NTA-4-6	1/4	3/8	7/16-24	11/16	1.47	1.14	.137
VS68NTA-6-2	3/8	1/8	17/32-24	9/16	1.49	1.03	.217
VS68NTA-6-4	3/8	1/4	17/32-24	9/16	1.67	1.21	.217
VS68NTA-6-6	3/8	3/8	17/32-24	11/16	1.70	1.24	.217
VS68NTA-6-8	3/8	1/2	17/32-24	7/8	1.89	1.43	.217
VS68NTA-8-4	1/2	1/4	11/16-20	11/16	1.85	1.33	.338
VS68NTA-8-6	1/2	3/8	11/16-20	11/16	1.85	1.33	.338
VS68NTA-8-8	1/2	1/2	11/16-20	7/8	2.04	1.52	.338
VS68NTA-10-6	5/8	3/8	13/16-18	13/16	1.88	1.39	.398
VS68NTA-10-8	5/8	1/2	13/16-18	7/8	2.10	1.58	.398
VS68NTA-12-6	3/4	3/8	1-18	1	2.00	1.49	.440
VS68NTA-12-8	3/4	1/2	1-18	1	2.19	1.68	.523
VS68NTA-12-12	3/4	3/4	1-18	1-1/8	2.22	1.71	.523

\*Meets D.O.T. FMVSS 571.106 specification. No applicable SAE specification for this tube size.

### NTA® to Metric Adaptor 68NTA-X-MIX

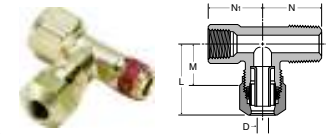


PART NO.	TUBE SIZE	METRIC THREAD	B HEX	C HEX	L	D
68NTA-4-M10	1/4	M10 X 1.0	9/16	9/16	1.33	.140

Note: Fluorocarbon o-ring is standard

### Adapter Tee VS176NTA

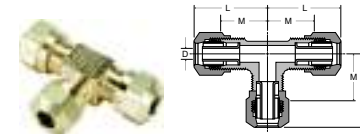
PART NO.	TUBE SIZE	PIPE THREAD	STRAIGHT THREAD	L	M	N	N1	FLOW DIA. D
VS176NTA-4-2	1/4	1/8	7/16-24	1.02	.69	.75	.66	.137



### Union Tee 264NTA

REF. SAE 100401 BA

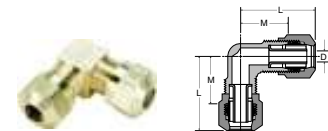
PART NO.	TUBE SIZE	STRAIGHT THREAD	L	M	FLOW DIA. D
264NTA-4	1/4	7/16-24	.95	.62	.137
264NTA-6	3/8	17/32-24	1.24	.78	.217
264NTA-8	1/2	11/16-20	1.45	.93	.338
264NTA-10	5/8	13/16-18	1.58	1.09	.398

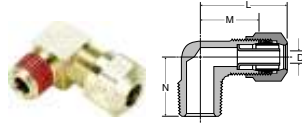


### Union Elbow 265NTA

REF. SAE 100201 BA

PART NO.	TUBE SIZE	STRAIGHT THREAD	L	M	FLOW DIA. D
265NTA-4	1/4	7/16-24	.95	.62	.137
265NTA-6	3/8	17/32-24	1.25	.79	.217
265NTA-8	1/2	11/16-20	1.45	.93	.338
265NTA-10	5/8	13/16-18	1.58	1.09	.398



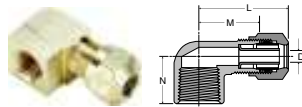


### Male Elbow VS269NTA

REF. SAE 100202 BA

PART NO.	TUBE SIZE	PIPE THREAD	STRAIGHT THREAD	L	M	N	FLOW DIA. D
VS269NTA-3-2*	3/16	1/8	5/16-24	.90	.60	.67	.087
VS269NTA-3-4*	3/16	1/4	5/16-24	.91	.62	.87	.087
VS269NTA-4-2	1/4	1/8	7/16-24	.95	.62	.66	.137
VS269NTA-4-4	1/4	1/4	7/16-24	1.00	.68	.87	.137
VS269NTA-4-6	1/4	3/8	7/16-24	1.16	.73	.86	.137
VS269NTA-6-2	3/8	1/8	17/32-24	1.19	.73	.75	.217
VS269NTA-6-4	3/8	1/4	17/32-24	1.25	.79	.92	.217
VS269NTA-6-6	3/8	3/8	17/32-24	1.30	.84	.91	.217
VS269NTA-6-8	3/8	1/2	17/32-24	1.40	.94	1.10	.217
VS269NTA-8-4	1/2	1/4	11/16-20	1.38	.86	.99	.338
VS269NTA-8-6	1/2	3/8	11/16-20	1.44	.92	.99	.338
VS269NTA-8-8	1/2	1/2	11/16-20	1.55	1.03	1.18	.338
VS269NTA-10-6	5/8	3/8	13/16-18	1.49	1.00	1.05	.398
VS269NTA-10-8	5/8	1/2	13/16-18	1.58	1.09	1.24	.398
VS269NTA-10-12	5/8	3/4	13/16-18	1.76	1.25	1.32	.400
VS269NTA-12-8	3/4	1/2	1-18	1.70	1.19	1.33	.523
VS269NTA-12-12	3/4	3/4	1-18	1.77	1.26	1.32	.523

\*Meets D.O.T. FMVSS 571.106 specification. No applicable SAE specification for this tube size.

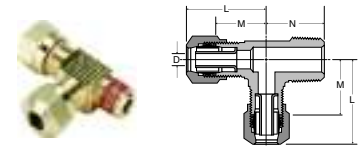


### Female Elbow 270NTA

REF. SAE 100203 BA

PART NO.	TUBE SIZE	PIPE THREAD	STRAIGHT THREAD	L	M	N	FLOW DIA. D
270NTA-3-2*	3/16	1/8	5/16-24	.96	.67	.52	.087
270NTA-4-2	1/4	1/8	7/16-24	1.02	.69	.52	.137
270NTA-4-4	1/4	1/4	7/16-24	1.11	.78	.71	.137
270NTA-6-2	3/8	1/8	17/32-24	1.29	.83	.59	.217
270NTA-6-4	3/8	1/4	17/32-24	1.35	.89	.77	.217
270NTA-6-6	3/8	3/8	17/32-24	1.39	.93	.77	.217
270NTA-8-6	1/2	3/8	11/16-20	1.55	1.03	.82	.338
270NTA-8-8	1/2	1/2	11/16-20	1.65	1.13	1.01	.338
270NTA-10-8	5/8	1/2	13/16-18	1.70	1.19	1.07	.398

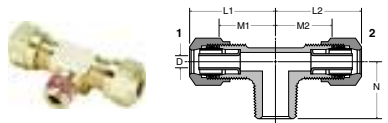
\*Meets D.O.T. FMVSS 571.106 specification. No applicable SAE specification for this tube size.



### Male Run Tee VS271NTA

REF. SAE 100424 BA

PART NO.	TUBE SIZE	PIPE THREAD	STRAIGHT THREAD	L	M	N	FLOW DIA. D
VS271NTA-4-2	1/4	1/8	7/16-24	.95	.62	.66	.137
VS271NTA-4-4	1/4	1/4	7/16-24	1.00	.68	.87	.137
VS271NTA-6-4	3/8	1/4	17/32-24	1.25	.79	.92	.217
VS271NTA-6-6	3/8	3/8	17/32-24	1.30	.84	.91	.217
VS271NTA-8-6	1/2	3/8	11/16-20	1.45	.93	.99	.338
VS271NTA-8-8	1/2	1/2	11/16-20	1.55	1.03	1.18	.338
VS271NTA-10-8	5/8	1/2	13/16-18	1.60	1.09	1.24	.398

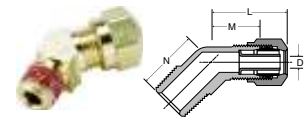


### Male Branch Tee VS272NTA

REF. SAE 100425 BA

PART NO.	TB 1	TB 2	PIPE THD	STGHT THD	L1	L2	M1	M2	N	FLOW DIA. D
VS272NTA-3-2*	3/16	3/16	1/8	7/16-24	.90	.90	.61	.61	.66	.087
VS272NTA-4-2	1/4	1/4	1/8	7/16-24	.95	.95	.62	.62	.66	.137
VS272NTA-4-4	1/4	1/4	1/4	7/16-24	1.00	1.00	.68	.68	.87	.137
VS272NTA-6-2	3/8	3/8	1/8	17/32-24	1.18	1.18	.72	.72	.75	.217
VS272NTA-6-4	3/8	3/8	1/4	17/32-24	1.25	1.25	.91	.91	.92	.217
VS272NTA-6-4-4	3/8	1/4	1/4	7/16-24	.99	1.25	.67	.79	.91	.137
				17/32-24						
VS272NTA-6-6	3/8	3/8	3/8	17/32-24	1.30	1.30	.84	.84	.91	.217
VS272NTA-8-4	1/2	1/2	1/4	11/16-20	1.41	1.41	.89	.89	.99	.338
VS272NTA-8-6	1/2	1/2	3/8	11/16-20	1.45	1.45	.93	.93	.99	.338
VS272NTA-8-8	1/2	1/2	1/2	11/16-20	1.55	1.55	1.03	1.03	1.18	.338
VS272NTA-10-8	5/8	5/8	1/2	13/16-18	1.60	1.60	1.09	1.09	1.24	.398


\*Meets D.O.T. FMVSS 571.106 specification. No applicable SAE specification for this tube size.



### 45° Elbow VS279NTA

REF. SAE 100302 BA

PART NO.	TUBE SIZE	PIPE THREAD	STRAIGHT THREAD	L	M	N	FLOW DIA. D
VS279NTA-4-2	1/4	1/8	7/16-24	.81	.49	.63	.137
VS279NTA-4-4	1/4	1/4	7/16-24	.93	.60	.85	.137
VS279NTA-6-2	3/8	1/8	17/32-24	1.17	.71	.68	.217
VS279NTA-6-4	3/8	1/4	17/32-24	1.17	.71	.85	.217
VS279NTA-6-6	3/8	3/8	17/32-24	1.21	.75	.94	.217
VS279NTA-6-8	3/8	1/2	17/32-24	1.24	.78	1.16	.217
VS279NTA-8-4	1/2	1/4	11/16-20	1.36	.84	.94	.338
VS279NTA-8-6	1/2	3/8	11/16-20	1.36	.84	.94	.338
VS279NTA-8-8	1/2	1/2	11/16-20	1.39	.87	1.16	.338
VS279NTA-10-6	5/8	3/8	13/16-18	1.43	.94	.98	.398
VS279NTA-10-8	5/8	1/2	13/16-18	1.42	.93	1.16	.398
VS279NTA-12-8	3/4	1/2	1-18	1.61	1.10	1.18	.523



# Transmission Fittings

MATERIALS OF CONSTRUCTION	
FITTINGS:	BRASS
SLEEVE:	BRASS
NUTS:	BRASS

NOMENCLATURE	
EXAMPLE: 68TF-2-2	ATTRIBUTE:
68	MALE CONNECTOR
TF	TRANSMISSION FITTING
2	1/8" TUBE SIZE
2	1/8" PIPE THREAD

APPLICABLE TUBE	
TUBE MATERIAL:	SAE J844 TYPE A & B NYLON TUBING
TUBE O.D.:	1/8, 5/32

SPECIFICATIONS	
PRESSURE RANGE:	UP TO 150 PSI
TEMPERATURE RANGES:	-40° TO +220°F



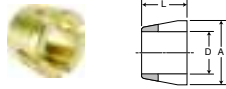
Fitting utilizes a specially designed slotted sleeve to help eliminate notch stress related to over-torque. The fitting design is ideally suited for use in pressure protected air transmission applications. Electroless nickel plated bodies can be used with bio-diesel.

## Assembly Instructions

1. Cut tubing squarely.
2. Insert tubing into fitting until bottomed.
3. Tighten nut 1 1/2 turns from finger tight.

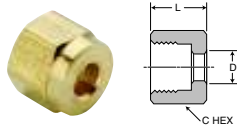
H





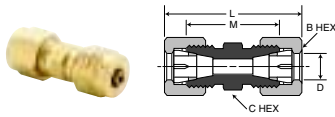
**Sleeve 60TF**

PART NO.	TUBE SIZE	A	D	L
60TF-2	1/8	.235	.130	0.17
60TF-5/32	5/32	.251	.165	0.18



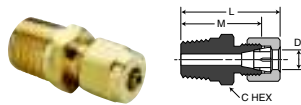
**Nut 61TF**

PART NO.	TUBE SIZE	D	L	STRT THD	C HEX
61TF-2	1/8	.133	.32	5/16-24	3/8
61TF-5/32	5/32	.163	.32	5/16-24	3/8



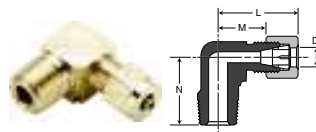
**Union 62TF**

PART NO.	TUBE SIZE	D	L	STRT THD	M	C HEX	B HEX
62TF-2	1/8	0.109	1.04	5/16-24	.68	5/16	3/8
62TF-5/32	5/32	0.068	1.04	5/16-24	.68	5/16	3/8



**Male Connector 68TF**

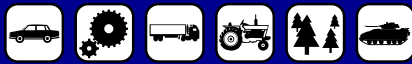
PART NO.	TUBE SIZE	PIPE THREAD	D	L	STRT THD	M	C HEX
68TF-2-1	1/8	1/16	.109	.96	5/16-24	.78	11/32
68TF-2-2	1/8	1/8	.109	.96	5/16-24	.78	7/16
68TF-5/32-1	5/32	1/16	.068	.84	5/16-24	.66	11/32
68TF-5/32-2	5/32	1/8	.068	.96	5/16-24	.78	7/16



**Male Elbow 269TF**

PART NO.	TUBE SIZE	PIPE THREAD	D	L	STRT THD	M	N
269TF-2-2	1/8	1/8	.109	.79	5/16-24	.61	.66
269TF-5/32-2	5/32	1/8	.068	.79	5/16-24	.61	.66





# Air Brake – AB Fittings

MATERIALS OF CONSTRUCTION	
FITTINGS:	BRASS
NUTS:	BRASS
SLEEVES:	BRASS

NOMENCLATURE	
EXAMPLE: VS68AB-10-8	ATTRIBUTE:
VS	LOCITE VIBRA SEAL® 516
68	MALE CONNECTOR
AB	AIR BRAKE
10	5/8 TUBE SIZE
8	1/2 PIPE THREAD

APPLICABLE TUBE	
TUBE MATERIAL:	COPPER, SAE J844 TYPE A & B NYLON TUBING (WITH ADDITION OF NTA TUBE SUPPORT)
TUBE O.D.:	1/4, 3/8, 1/2, 5/8, 3/4

SPECIFICATIONS	
OPERATING FLUID:	WATER, AIR, INERT AND NON-COMBUSTIBLE GASSES COMPATIBLE WITH MATERIALS OF CONSTRUCTION
PRESSURE RANGE:	UP TO 400 PSI
TEMPERATURE RANGES:	FROM -65° TO +250°F.



Fittings meet D.O.T. FMVSS 571.106 performance specifications when assembled with 63NTA tube support and SAE J844 nylon tubing. Fittings meet functional requirements of SAE J246. Electroless nickel plated bodies can be used with bio-diesel.

## Assembly Instructions

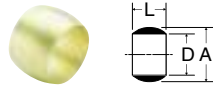
1. Cut tubing squarely and remove burrs.
2. Slide nut and sleeve onto tubing.
3. Insert tubing into fitting until bottomed on seat. The nut should be screwed down finger-tight, then wrench-tightened as indicated below (This will allow a number of remakes):

TUBE SIZE	TURNS REQUIRED TO SEAL FROM HAND-TIGHT
1/4, 3/8, 1/2	2
5/8, 3/4	3



### Sleeve 60AB

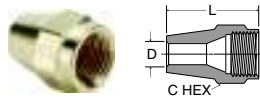
REF. SAE 120115



PART NO.	TUBE SIZE	A	D	L
60AB-4	1/4	.322	.255	.250
60AB-6	3/8	.461	.382	.310
60AB-8	1/2	.594	.507	.380
60AB-10	5/8	.734	.632	.440
60AB-12	3/4	.874	.758	.500

### Nut 61AB

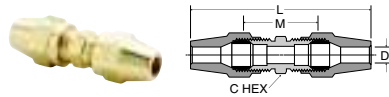
REF. SAE 120111



PART NO.	TUBE SIZE	STRAIGHT THREAD	C HEX	D	L
61AB-4	1/4	7/16-24	9/16	.256	.75
61AB-6	3/8	17/32-24	5/8	.384	1.13
61AB-8	1/2	11/16-20	13/16	.509	1.25
61AB-10	5/8	13/16-18	15/16	.634	1.38
61AB-12	3/4	1-18	1-1/8	.760	1.56

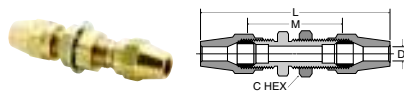
### Union 62AB

REF. SAE 120101 BA



PART NO.	TUBE SIZE	STRAIGHT THREAD	C HEX	L	M	FLOW DIA. D
62AB-4	1/4	7/16-24	7/16	1.98	.83	.189
62AB-6	3/8	17/32-24	9/16	2.87	1.08	.314
62AB-8	1/2	11/16-20	11/16	3.21	1.29	.405
62AB-10	5/8	13/16-18	13/16	3.59	1.41	.531
62AB-12	3/4	1-18	1	4.08	1.59	.656

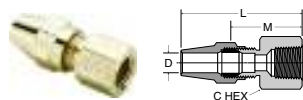
### Bulkhead Union 62ABH



PART NO.	TUBE SIZE	STRAIGHT THREAD	C HEX	L	M	FLOW DIA. D	BULKHEAD HOLE DIA.
62ABH-4	1/4	7/16-24	9/16	2.53	1.38	.188	7/16
62ABH-6	3/8	17/32-24	3/4	3.41	1.62	.314	17/32
62ABH-8	1/2	11/16-20	1	3.80	1.88	.408	11/16

### Female Connector 66AB

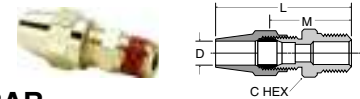
REF. SAE 120103 BA



PART NO.	TUBE SIZE	PIPE THREAD	STRAIGHT THREAD	C HEX	L	M	FLOW DIA. D
66AB-4-2	1/4	1/8	7/16-24	9/16	1.42	.84	.188
66AB-4-4	1/4	1/4	7/16-24	11/16	1.65	1.07	.188
66AB-6-2	3/8	1/8	17/32-24	9/16	1.89	1.00	.314
66AB-6-4	3/8	1/4	17/32-24	11/16	2.07	1.18	.314
66AB-6-6	3/8	3/8	17/32-24	7/8	2.07	1.18	.314
66AB-8-6	1/2	3/8	11/16-20	7/8	2.23	1.27	.408
66AB-8-8	1/2	1/2	11/16-20	1-1/16	2.40	1.44	.408
66AB-10-6	5/8	3/8	13/16-18	7/8	2.40	1.31	.533
66AB-10-8	5/8	1/2	13/16-18	1-1/16	2.59	1.50	.533

### Male Connector VS68AB

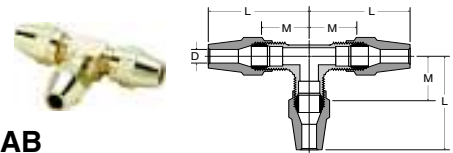
REF. SAE 120102 BA



PART NO.	TUBE SIZE	PIPE THREAD	STRAIGHT THREAD	C HEX	L	M	FLOW DIA. D
VS68AB-4-2	1/4	1/8	7/16-24	7/16	1.47	.89	.189
VS68AB-4-4	1/4	1/4	7/16-24	9/16	1.68	1.10	.189
VS68AB-4-6	1/4	3/8	7/16-24	11/16	1.72	1.14	.189
VS68AB-6-2	3/8	1/8	17/32-24	9/16	1.92	1.03	.189
VS68AB-6-4	3/8	1/4	17/32-24	9/16	2.10	1.21	.314
VS68AB-6-6	3/8	3/8	17/32-24	11/16	2.13	1.24	.314
VS68AB-6-8	3/8	1/2	17/32-24	7/8	2.32	1.43	.314
VS68AB-8-4	1/2	1/4	11/16-20	11/16	2.29	1.33	.314
VS68AB-8-6	1/2	3/8	11/16-20	11/16	2.29	1.33	.408
VS68AB-8-8	1/2	1/2	11/16-20	7/8	2.48	1.52	.408
VS68AB-10-6	5/8	3/8	13/16-18	13/16	2.48	1.39	.408
VS68AB-10-8	5/8	1/2	13/16-18	7/8	2.67	1.58	.533
VS68AB-12-8	3/4	1/2	1-18	1	2.92	1.68	.533
VS68AB-12-12	3/4	3/4	1-18	1-1/8	2.95	1.71	.658

### Union Tee 264AB

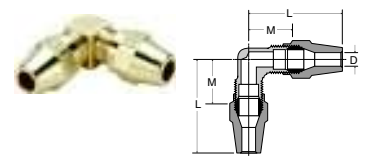
REF. SAE 120401 BA



PART NO.	TUBE SIZE	STRAIGHT THREAD	L	M	FLOW DIA. D
264AB-4	1/4	7/16-24	1.20	.62	.189
264AB-6	3/8	17/32-24	1.67	.78	.314
264AB-8	1/2	11/16-20	1.89	.93	.408
264AB-10	5/8	13/16-18	2.18	1.09	.533

### Union Elbow 265AB

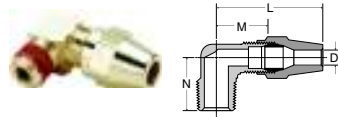
REF. SAE 120201 BA



PART NO.	TUBE SIZE	STRAIGHT THREAD	L	M	FLOW DIA. D
265AB-4	1/4	7/16-24	1.20	.62	.189
265AB-6	3/8	17/32-24	1.68	.79	.314
265AB-8	1/2	11/16-20	1.89	.93	.408
265AB-10	5/8	13/16-18	2.18	1.09	.533

### Male Elbow VS269AB

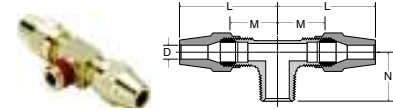
REF. SAE 120202 BA



PART NO.	TUBE SIZE	PIPE THREAD	STRAIGHT THREAD	L	M	N	FLOW DIA. D
VS269AB-4-2	1/4	1/8	7/16-24	1.20	.62	.66	.189
VS269AB-4-4	1/4	1/4	7/16-24	1.26	.68	.87	.189
VS269AB-4-6	1/4	3/8	7/16-24	1.31	.73	.86	.189
VS269AB-6-2	3/8	1/8	17/32-24	1.62	.73	.75	.189
VS269AB-6-4	3/8	1/4	17/32-24	1.68	.79	.92	.314
VS269AB-6-6	3/8	3/8	17/32-24	1.73	.84	.91	.314
VS269AB-6-8	3/8	1/2	17/32-24	1.83	.94	1.10	.314
VS269AB-8-4	1/2	1/4	11/16-20	1.82	.86	.99	.314
VS269AB-8-6	1/2	3/8	11/16-20	1.88	.93	.99	.408
VS269AB-8-8	1/2	1/2	11/16-20	1.99	1.03	1.18	.408
VS269AB-10-6	5/8	3/8	13/16-18	2.09	1.00	1.05	.408
VS269AB-10-8	5/8	1/2	13/16-18	2.18	1.09	1.24	.533
VS269AB-12-8	3/4	1/2	1-18	2.33	1.19	1.32	.533
VS269AB-12-12	3/4	3/4	1-18	2.50	1.26	1.32	.533

### Male Branch Tee VS272AB

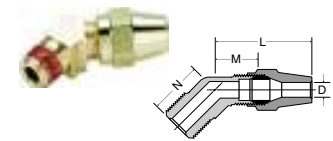
REF. SAE 120425 BA



PART NO.	TUBE SIZE	PIPE THREAD	STRAIGHT THREAD	L	M	N	FLOW DIA. D
VS272AB-4-2	1/4	1/8	7/16-24	1.20	.62	.66	.189
VS272AB-4-4	1/4	1/4	7/16-24	1.26	.68	.87	.189
VS272AB-6-2	3/8	1/8	17/32-24	1.61	.72	.75	.189
VS272AB-6-4	3/8	1/4	17/32-24	1.68	.79	.92	.314
VS272AB-6-6	3/8	3/8	17/32-24	1.73	.84	.91	.314
VS272AB-8-6	1/2	3/8	11/16-20	1.89	.93	.99	.408
VS272AB-8-8	1/2	1/2	11/16-20	1.99	1.03	1.18	.408
VS272AB-10-8	5/8	1/2	13/16-18	2.18	1.09	1.24	.533

### 45° Elbow VS279AB

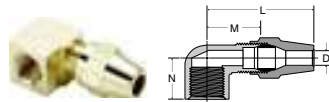
REF. SAE 120302 BA



PART NO.	TUBE SIZE	PIPE THREAD	STRAIGHT THREAD	L	M	N	FLOW DIA. D
VS279AB-4-2	1/4	1/8	7/16-24	1.07	.49	.63	.189
VS279AB-4-4	1/4	1/4	7/16-24	1.18	.60	.85	.189
VS279AB-6-2	3/8	1/8	17/32-24	1.60	.71	.68	.189
VS279AB-6-4	3/8	1/4	17/32-24	1.64	.71	.85	.314
VS279AB-6-6	3/8	3/8	17/32-24	1.64	.75	.94	.314
VS279AB-6-8	3/8	1/2	17/32-24	1.67	.78	1.16	.314
VS279AB-8-6	1/2	3/8	11/16-20	1.80	.84	.94	.408
VS279AB-8-8	1/2	1/2	11/16-20	1.83	.87	1.16	.408
VS279AB-10-6	5/8	3/8	13/16-18	2.03	.94	.98	.408
VS279AB-10-8	5/8	1/2	13/16-18	2.13	1.05	1.16	.533
VS279AB-12-8	3/4	1/2	1-18	2.34	1.10	1.18	.533

### Female Elbow 270AB

REF. SAE 120203 BA



PART NO.	TUBE SIZE	PIPE THREAD	STRAIGHT THREAD	L	M	N	FLOW DIA. D
270AB-4-2	1/4	1/8	7/16-24	1.27	.69	.52	.189
270AB-4-4	1/4	1/4	7/16-24	1.36	.78	.71	.189
270AB-6-2	3/8	1/8	17/32-24	1.72	.83	.59	.314
270AB-6-4	3/8	1/4	17/32-24	1.78	.89	.77	.314
270AB-6-6	3/8	3/8	17/32-24	1.82	.93	.77	.314
270AB-8-6	1/2	3/8	11/16-20	1.99	1.03	.82	.408
270AB-8-8	1/2	1/2	11/16-20	2.09	1.13	1.01	.408
270AB-10-8	5/8	1/2	13/16-18	2.28	1.19	1.07	.533

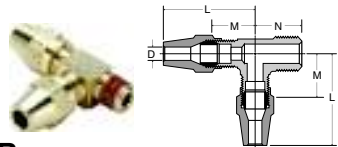
### Anchor Coupling 207ACBH

PART NO.	FEMALE PIPE THREAD	STRAIGHT THREAD	MAX .BKHD P	B HEX	C HEX	L	BKHD HOLE DIA. H	FLOW DIA. D
207ACBH-2	1/8	5/8-18	.89	7/8	15/16	1.50	5/8	.339
207ACBHS-2	1/8	5/8-18	.35	7/8	15/16	.96	5/8	.339
207ACBH-4	1/4	3/4-16	.81	1	1-1/8	1.50	3/4	.441
207ACBHS-4	1/4	3/4-16	.26	1	1	.94	3/4	.441
207ACBH-6	3/8	1-14	.62	1-1/8	1-1/4	1.31	1	.571
207ACBH-8	1/2	1-1/8-14	.75	1-1/4	1-3/8	1.50	1-1/8	.703
207ACBH-12	3/4	1-5/16-12	.65	1-1/2	1-1/2	1.50	1-5/16	.906
207ACBH-16*	1	1-5/8-14	1.00	2	2	1.68	1-5/8	1.140

\*Lock Washer not Available

### Male Run Tee VS271AB

REF. SAE 120424 BA



PART NO.	TUBE SIZE	PIPE THREAD	STRAIGHT THREAD	L	M	N	FLOW DIA. D
VS271AB-4-2	1/4	1/8	7/16-24	1.20	.62	.66	.189
VS271AB-4-4	1/4	1/4	7/16-24	1.26	.68	.87	.189
VS271AB-6-4	3/8	1/4	17/32-24	1.68	.79	.92	.314
VS271AB-6-6	3/8	3/8	17/32-24	1.73	.84	.91	.314
VS271AB-8-6	1/2	3/8	11/16-20	1.89	.93	.99	.408
VS271AB-8-8	1/2	1/2	11/16-20	1.99	1.03	1.18	.408
VS271AB-10-8	5/8	1/2	13/16-18	2.18	1.09	1.24	.533



# Air Brake Hose Ends Fittings

MATERIALS OF CONSTRUCTION	
FITTINGS:	BRASS
NUTS:	BRASS
SLEEVES:	BRASS

NOMENCLATURE	
<b>EXAMPLE: 68RBSG-6-8</b>	<b>ATTRIBUTE:</b>
68	MALE CONNECTOR
RB	AIR BRAKE HOSE END
SG	SPRING GUARD
6	3/8 HOSE I.D.
8	1/2 PIPE THREAD

APPLICABLE TUBE	
HOSE MATERIAL:	PARKER 271
HOSE SIZE:	3/8, 1/2

SPECIFICATIONS	
PRESSURE RANGE:	UP TO 225 PSI
TEMPERATURE RANGES:	-50° TP +212°F

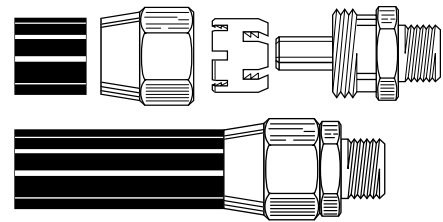


Fittings will meet D.O.T. FMVSS 571.106 standards when used with SAE J1402 air brake hose.

## Assembly Instructions

1. Slide nut onto hose.
2. Slide sleeve onto hose with tapered edge toward fitting body .
3. Bottom hose into fitting.
4. Tighten nut until it contacts body hex.

Note: When reassembling fitting, body and nut should be inspected. Only reuse if parts are in proper condition. Sleeves should never be reused.



## Parker 271

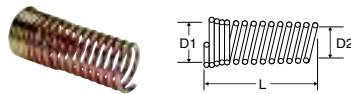
MEETS OR EXCEEDS THE REQUIREMENTS OF SAE J1402 TABLE A, AND DEPT. OF TRANSPORTATION FMVSS 106-74, TYPE A2.

SPECIFICATIONS	
CONSTRUCTION	TUBE - SYNTHETIC RUBBER. REINFORCEMENT - ONE OR MORE FABRIC BRAIDS OR SPIRALS. COVER - ABRASION, OIL AND AGE RESISTANT SYNTHETIC RUBBER.
IDENTIFICATION	PARKER, PART NUMBER, AND APPROPRIATE SAE AND DOT MARKINGS.
APPLICATION	AIR BRAKE SYSTEMS.
TEMPERATURE RANGE	-50°F THRU +212°F (-46°C THRU +100°C)

PART NO.	HOSE SIZE	HOSE I.D.	HOSE O.D.	MIN. BURST PRESS.	MAX. WORKING PRESS.	MIN. BEND RADUS	APPROX. WT. LBS./FT.
271-6	-6	3/8	.750	900	225	1.75	.200
271-8	-8	1/2	.875	900	225	2.00	.260

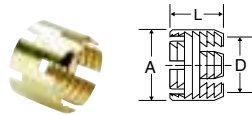


**Spring 56RBSG**



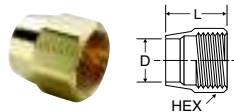
PART NO.	HOSE SIZE	L	D1	D2
56RBSG-6	3/8	2.75	.84	.78
56RBSG-8	1/2	3.00	1.03	.91

**Sleeve 60RB**



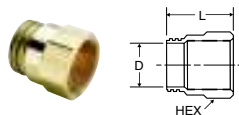
PART NO.	HOSE SIZE	L	A	D
60RB-6	3/8	.69	.90	.78
60RB-8	1/2	.69	1.03	.92

**Nut 61RB**



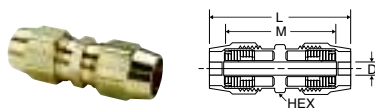
PART NO.	HOSE SIZE	STRAIGHT THREAD	HEX	L	D
61RB-6	3/8	31/32-20	1-1/16	1.12	.80
61RB-8	1/2	1-3/32-20	1-1/4	1.12	.93

**Spring Guard Nut 61RBSG**



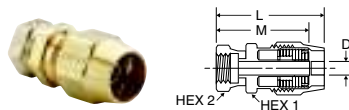
PART NO.	HOSE SIZE	STRAIGHT THREAD	HEX	L	D
61RBSG-6	3/8	31/32-20	1-1/16	1.22	.80
61RBSG-8	1/2	1-3/32-20	1-1/4	1.19	.92

**Union 62RB**




PART NO.	HOSE SIZE	STRAIGHT THREAD	HEX	L	M	D
62RB-6	3/8	31/32-20	31/32	2.98	2.56	.281
62RB-8	1/2	1-3/32-20	1-1/8	2.99	2.55	.390

**Female Swivel Connector 66RBSV**



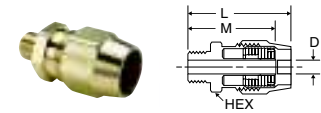
PART NO.	HOSE SIZE	STRAIGHT THREAD	HEX1	HEX2	L	M	D
66RBSV-6-3/4	3/8	3/4-20	31/32	7/8	2.30	2.09	.281
66RBSV-8-7/8	1/2	7/8-20	1-1/8	1"	2.36	2.14	.390

**Air Brake Hose Nut & Attached Spring 67RBSG**



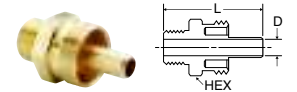
PART NO.	L
67RBSG-6	3.50
67RBSG-8	3.75

**Male Connector 68RB**



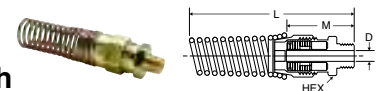
PART NO.	HOSE SIZE	STRAIGHT THREAD	PIPE THREAD	HEX	L	M	D
68RB-6-4	3/8	31/32-20	1/4	31/32	2.24	1.91	.281
68RB-6-6	3/8	31/32-20	3/8	31/32	2.24	1.91	.281
68RB-6-8	3/8	31/32-20	1/2	31/32	2.38	2.06	.281
68RB-8-6	1/2	1-3/32-20	3/8	1-1/8	2.24	1.91	.390
68RB-8-8	1/2	1-3/32-20	1/2	1-1/8	2.29	2.07	.390

**Male Connector Body Only 68RB**



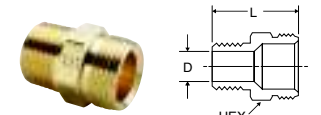
PART NO.	HOSE SIZE	STRAIGHT THREAD	PIPE THREAD	HEX	L	D
68RB-6-4B	3/8	31/32-20	1/4	31/32	1.91	.281
68RB-6-6B	3/8	31/32-20	3/8	31/32	1.91	.281
68RB-6-8B	3/8	31/32-20	1/2	31/32	2.06	.281
68RB-8-6B	1/2	1-3/32-20	3/8	1-1/8	1.91	.390
68RB-8-8B	1/2	1-3/32-20	1/2	1-1/8	2.07	.390

**Male Connector with Spring Guard 68RBSG**



PART NO.	HOSE SIZE	PIPE THREAD	HEX	L	M	D
68RBSG-6-4	3/8	1/4	31/32	4.8	1.91	.281
68RBSG-6-6	3/8	3/8	31/32	4.8	1.91	.281
68RBSG-6-8	3/8	1/2	31/32	4.9	2.06	.281
68RBSG-8-6	1/2	3/8	1-1/8	5.0	1.91	.390
68RBSG-8-8	1/2	1/2	1-1/8	5.2	2.07	.390

**Adapter 76RB**



PART NO.	PIPE THREAD	STRAIGHT THREAD	HEX	L	D
76RB-3/4-4	1/4	3/4-20	3/4	1.06	.31
76RB-3/4-6	3/8	3/4-20	3/4	1.12	.31
76RB-7/8-6	3/8	7/8-20	7/8	1.25	.44
76RB-7/8-8	1/2	7/8-20	7/8	1.47	.50





# Vibra-Lok Fittings

MATERIALS OF CONSTRUCTION	
FITTING BODIES:	BRASS
NUTS:	BRASS
SLEEVES:	BUNA N, FLUOROCARBON

NOMENCLATURE	
EXAMPLE: 68VLV-4-2	ATTRIBUTE:
68	MALE CONNECTOR
VL	VIBRA-LOK
V	FLUOROCARBON SLEEVE
4	1/4" (4/16) TUBE O.D.
2	1/8" (2/16) PIPE THREAD

APPLICABLE TUBE	
TUBE MATERIAL:	COPPER, ALUMINUM, STEEL (BUNDY), STAINLESS STEEL, GLASS
TUBE O.D.:	1/8, 3/16, 1/4, 5/16, 3/8, 1/2, 5/8, 3/4

SPECIFICATIONS	
OPERATING FLUID:	WATER, AIR, GASOLINE, OIL, DIESEL FUEL, LUBRICANTS
NOTE:	FOR OTHER TYPES OF FLUIDS OR GASSES, PLEASE CONSULT FACTORY

TEMPERATURE RANGE	
-15° TO +450°F	WITH FLUOROCARBON SLEEVE. SLEEVE IS MARKED WITH RED STRIPE
-30° TO +275°F	WITH BUNA N SLEEVE. SLEEVE IS MARKED WITH GREEN STRIPE

PRESSURE CHART			
CONDITION	TUBE O.D.	TUBE NOT BELLED	TUBE BELLED OR FLARED
STATIC PRESSURE	3/16"	500	1000
	1/4"	500	1000
	5/16"	450	900
	3/8"	350	700
	1/2"	200	500
MINOR SURGES AND/OR VIBRATIONS	3/16"	400	800
	1/4"	400	800
	5/16"	325	700
	3/8"	225	500
	1/2"	150	375
SEVERE VIBRATIONS OR SHOCK	3/16"	300	600
	1/4"	300	600
	5/16"	225	500
	3/8"	175	400
	1/2"	100	250

In high pressure applications and sizes larger than 1/2" O.D., the tube end should be belled or flared.



Fitting provides a positive reliable seal under vibration conditions, mechanical shock or tube movement. The sleeve cushions the tubing permitting the tube to flex back and forth in the fitting. Positive nut stop bottoms nut on body requiring only visual inspection.

SAE J1926 straight threads and NPTF pipe threads are standard. Optional threads include ISO 6149 straight threads and British pipe threads.

## Assembly Instructions

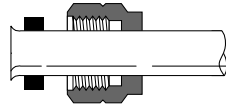
1. Cut the tube cleanly and squarely removing all burrs.
2. Slip tube nut and sleeve over tube.
3. Insert tubing in fitting body as far as it will go and tighten nut until stop is reached. The elastic sleeve ordinarily will extrude slightly around the tube at the end of the nut. This extrusion further aids in isolating the tube from the nut.

## Assembly Instructions for Higher Pressure Applications

4. Consult pressure chart to determine if tubing should be belled for your particular application.
5. Slip the nut and sleeve over tubing. The sleeve should be positioned near end of tubing just behind the surface to be belled.
6. Bell tubing with standard 45° flaring tool or 90° punch. The size of bell should be approximately that shown.

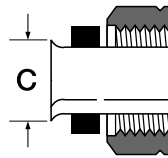


**Sleeve Position**



**Recommended Size of Bell**

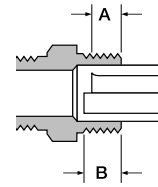
TUBE O. D.	BELL DIA. C
1/8"	.190-.160
3/16"	.255-.225
1/4"	.318-.288
5/16"	.381-.351
3/8"	.444-.414
1/2"	.569-.539
5/8"	.694-.664
3/4"	.819-.789
7/8"	.944-.914



**Tube Length Calculator**

This table shows distance tube extends beyond face of Vibra-Lok fitting body on installation with bell on tubing and without bell on tubing.

O.D. OF TUBE	A WITH BELL	B WITHOUT BELL
1/8"	3/16"	3/16"
3/16"	3/16"	7/32"
1/4"	3/16"	1/4"
5/16"	3/16"	1/4"
3/8"	3/16"	1/4"
1/2"	3/16"	11/32"
5/8"	3/16"	TUBING SHOULD BE BELLED
3/4"	3/16"	
7/8"	1/4"	



H



### Sleeve 60VL



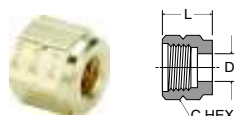
PART NO.	TUBE SIZE	A	D	L
60VL-2	1/8	.306	.100	.20
60VL-3	3/16	.359	.156	.20
60VL-4	1/4	.422	.219	.21
60VL-5	5/16	.484	.281	.24
60VL-6	3/8	.547	.344	.25
60VL-8	1/2	.688	.469	.36
60VL-10	5/8	.875	.594	.48
60VL-12	3/4	1.000	.720	.59

### Sleeve (Fluorocarbon) 60VLV



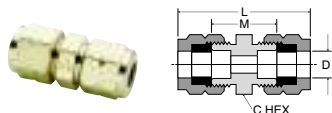
PART NO.	TUBE SIZE	A	D	L
60VLV-3	3/16	.359	.156	.20
60VLV-4	1/4	.422	.219	.21
60VLV-5	5/16	.484	.281	.24
60VLV-6	3/8	.547	.344	.25
60VLV-8	1/2	.688	.469	.36
60VLV-10	5/8	.875	.594	.48
60VLV-12	3/4	1.000	.720	.59

### Nut 61VL



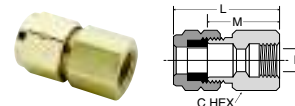
PART NO.	TUBE SIZE	STRAIGHT THREAD	C HEX	D	L
61VL-2	1/8	3/8-24	7/16	.156	.44
61VL-3	3/16	7/16-24	1/2	.218	.47
61VL-4	1/4	1/2-24	9/16	.281	.50
61VL-5	5/16	9/16-24	5/8	.344	.53
61VL-6	3/8	5/8-24	3/4	.406	.53
61VL-8	1/2	13/16-18	15/16	.531	.67
61VL-10	5/8	1-18	1-1/8	.656	.88
61VL-12	3/4	1-1/8-18	1-1/4	.781	.98

### Union 62VL



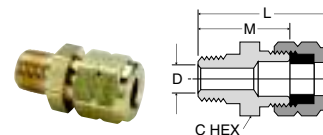
PART NO.	TUBE SIZE	C HEX	L	M	FLOW DIA. D
62VL-4	1/4	9/16	1.39	.77	.188
62VL-5	5/16	5/8	1.49	.81	.250
62VL-6	3/8	11/16	1.49	.80	.312
62VL-8	1/2	7/8	1.90	.94	.437

### Female Connector 66VL




PART NO.	TUBE SIZE	PIPE THREAD	C HEX	L	M	FLOW DIA. D
66VL-4-2	1/4	1/8	9/16	1.09	.78	.188
66VL-5-4	5/16	1/4	11/16	1.32	.97	.250

### Male Connector 68VL



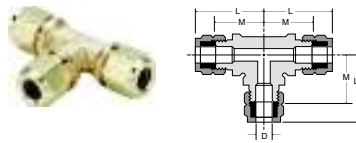
PART NO.	TUBE SIZE	PIPE THREAD	C HEX	L	M	FLOW DIA. D
68VL-2-2	1/8	1/8	7/16	1.12	.81	.093
68VL-3-2	3/16	1/8	1/2	1.10	.81	.125
68VL-4-2	1/4	1/8	9/16	1.15	.84	.188
68VL-4-4	1/4	1/4	9/16	1.34	1.03	.188
68VL-5-4	5/16	1/4	5/8	1.41	1.06	.250
68VL-6-2	3/8	1/8	11/16	1.22	.87	.235
68VL-6-4	3/8	1/4	11/16	1.41	1.06	.312
68VL-6-6	3/8	3/8	11/16	1.41	1.06	.312
68VL-8-6	1/2	3/8	7/8	1.64	1.16	.406
68VL-8-8	1/2	1/2	7/8	1.64	1.35	.406
68VL-10-8	5/8	1/2	1-1/16	2.10	1.44	.560
68VL-12-8	3/4	1/2	1-3/16	2.26	1.50	.530
68VL-12-12	3/4	3/4	1-3/16	2.26	1.50	.688

### Male Connector 685VLV



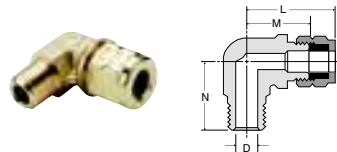
PART NO.	TUBE SIZE	STRAIGHT THREAD	BODY HEX	L	M	N	D
685VLV-4-4	1/4	7/16-20	9/16	1.14	.83	.36	.18
685VLV-5-4	5/16	7/16-20	5/8	1.18	.83	.36	.18
685VLV-6-4	3/8	7/16-20	11/16	1.18	.83	.36	.18
685VLV-6-6	3/8	9/16-18	11/16	1.25	.90	.39	.30
685VLV-8-8	1/2	3/4-16	7/8	1.52	1.04	.44	.39
685VLV-10-10	5/8	7/8-14	1 1/16	1.84	1.20	.50	.50
685VLV-12-12	3/4	1 1/16-12	1 1/4	2.10	1.34	.59	.62

Note: Fluorocarbon seal & o-ring standard



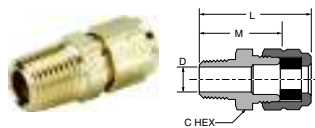
**Union Tee 164VL**

PART NO.	TUBE SIZE	B HEX	L	M	FLOW DIA. D
164VL-3	3/16	3/8	.98	.69	.160
164VL-4	1/4	1/2	1.06	.75	.190
164VL-5	5/16	15/32	1.22	.88	.250
164VL-8	1/2	13/16	1.64	1.16	.406



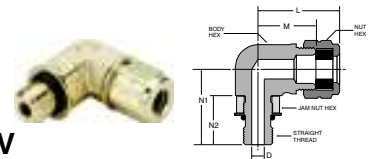
**Male Elbow 169VL**

PART NO.	TUBE SIZE	PIPE THREAD	L	M	N	FLOW DIA. D
169VL-3-2	3/16	1/8	.98	.69	.75	.156
169VL-4-2	1/4	1/8	1.00	.69	.78	.188
169VL-4-4	1/4	1/4	1.16	.84	1.00	.188
169VL-5-4	5/16	1/4	1.16	.81	1.00	.252
169VL-6-2	3/8	1/8	1.19	.84	.91	.235
169VL-6-4	3/8	1/4	1.19	.84	1.06	.312
169VL-6-6	3/8	3/8	1.29	.94	1.13	.312
169VL-8-6	1/2	3/8	1.48	1.00	1.06	.406
169VL-8-8	1/2	1/2	1.54	1.06	1.44	.406
169VL-10-8	5/8	1/2	1.92	1.28	1.47	.565



**Straight Through Tank Fitting 682VL**


PART NO.	TUBE SIZE	PIPE THREAD	C HEX	L	M	FLOW DIA. D
682VL-4-2	1/4	1/8	9/16	1.15	.84	.265
682VL-4-4	1/4	1/4	9/16	1.34	1.03	.265
682VL-5-4	5/16	1/4	5/8	1.41	1.06	.328
682VL-6-6	3/8	3/8	11/16	1.41	1.06	.406



**Male Elbow 1695VLV**

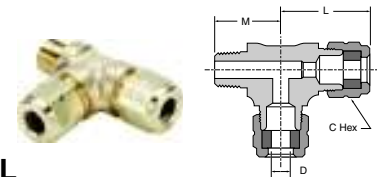
PART NO.	TUBE SIZE	STRAIGHT THREAD	NUT HEX	BODY HEX	JAM NUT HEX	L	M	N1	N2	D
1695VLV-4-4	1/4	7/16-20	9/16	9/16	9/16	1.15	.84	1.07	.71	.18
1695VLV-5-4	5/16	7/16-20	5/8	9/16	9/16	1.16	.81	1.07	.71	.18
1695VLV-6-4	3/8	7/16-20	3/4	5/8	9/16	1.19	.84	1.10	.71	.18
1695VLV-6-6	3/8	9/16-18	3/4	5/8	11/16	1.29	.94	1.17	.78	.30
1695VLV-8-8	1/2	3/4-16	15/16	3/4	7/8	1.54	1.06	1.44	.89	.39
1695VLV-10-10	5/8	7/8-14	1 1/8	1.00	1.00	1.92	1.28	1.68	1.03	.50
1695VLV-12-12	3/4	1 1/16-12	1 1/4	1.00	1 1/4	2.04	1.28	1.82	1.17	.62

Note: Fluorocarbon seal & o-ring standard



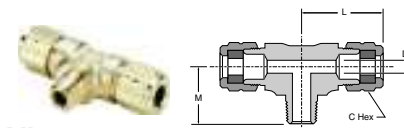
**Female Elbow 170VL**

PART NO.	TUBE SIZE	PIPE THREAD	L	M	N	FLOW DIA. D
170VL-4-2	1/4	1/8	.96	.65	.50	.188
170VL-5-4	5/16	1/4	1.16	.81	.70	.250



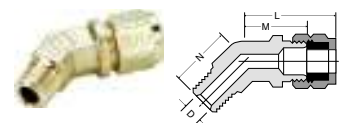
**Male Run Tee 171VL**

PART NO.	TUBE SIZE	PIPE THREAD	C HEX	L	M	FLOW DIA. D
171VL-4-2	1/4	1/8	9/16	1.03	.76	.188
171VL-4-4	1/4	1/4	9/16	1.12	1.03	.188



**Male Run Tee 172VL**

PART NO.	TUBE SIZE	PIPE THREAD	C HEX	L	M	FLOW DIA. D
172VL-4-2	1/4	1/8	9/16	1.06	.75	.188



**45° Elbow 179VL**

PART NO.	TUBE SIZE	PIPE THREAD	L	M	N	FLOW DIA. D
179VL-4-2	1/4	1/8	1.06	.75	.69	.188
179VL-6-4	3/8	1/4	1.07	.72	.84	.315

