

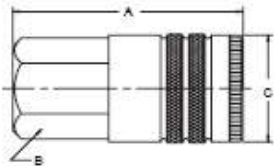


**WEST MICHIGAN RUBBER & SUPPLY**  
**1.800.533.9677**  
**sales@westmichiganrubber.com**

## 20 SERIES PNEUMATIC QUICK COUPLINGS

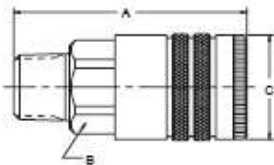
### Couplers

#### Female Pipe Thread



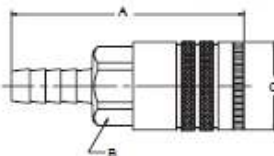
Body Size (in.)	Part No. Brass	Part No. Steel	Part No. Type 303 Stainless	Thread Size NPTF	Dimension (in.)			Wt. (LB) P/Piece
					Overall Length	Hex Size	Largest Diameter	
					A	B	C	
1/4	B23A	-	-	1/8-27	1.83	0.75	0.90	0.20
1/4	B23	-	S23	1/4-18	1.83	0.75	0.90	0.19
1/4	B23E	-	-	3/8-18	1.95	0.81	0.94	0.20
3/8	-	25C	-	1/4-18	2.22	0.88	1.06	0.30
3/8	B25	25	-	3/8-18	2.28	0.88	1.06	0.32
3/8	-	25F	-	1/2-14	2.55	1.00	1.16	0.34
1/2	-	17E	-	3/8-18	2.74	1.00	1.19	0.46
1/2	B17	17	-	1/2-14	2.96	1.00	1.19	0.50
1/2	-	17G	-	3/4-14	3.19	1.25	1.44	0.56

#### Male Pipe Thread



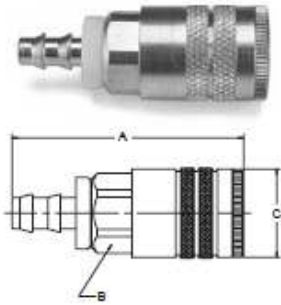
Body Size (in.)	Part No. Brass	Part No. Steel	Part No. Type 303 Stainless	Thread Size NPTF	Dimension (in.)			Wt. (LB) P/Piece
					Overall Length	Hex Size	Largest Diameter	
					A	B	C	
1/4	B22A	-	-	1/8-27	1.89	0.75	0.90	0.18
1/4	B22	-	S22	1/4-18	2.05	0.75	0.90	0.18
1/4	B22E	-	-	3/8-18	2.08	0.75	0.90	0.19
3/8	-	24C	-	1/4-18	2.36	0.88	1.06	0.26
3/8	B24	24	-	3/8-18	2.39	0.88	1.06	0.29
3/8	-	24F	-	1/2-14	2.55	0.88	1.06	0.29
1/2	-	16E	-	3/8-18	2.93	1.00	1.19	0.42
1/2	B16	16	-	1/2-14	3.08	1.00	1.19	0.47
1/2	-	16G	-	3/4-14	3.21	1.13	1.30	0.50

#### Standard Hose Barb



Body Size (in.)	Part No. Brass	Part No. Steel	Hose I.D.	Dimensions (in.)			Wt. (LB) P/Piece
				Overall Length	Hex Size	Largest Diameter	
				A	B	C	
1/4	B20-3B	-	1/4	2.49	0.75	0.90	0.18
1/4	B20-4B	-	5/16	2.49	0.75	0.90	0.18
1/4	B20-5B	-	3/8	2.49	0.75	0.90	0.18
3/8	-	24-5B	3/8	2.86	0.88	1.06	0.27
3/8	-	24-6B	1/2	3.08	0.88	1.06	0.28
1/2	-	16-5B	3/8	3.37	1.00	1.19	0.41
1/2	-	16-6B	1/2	3.62	1.00	1.19	0.43
1/2	-	16-7B	3/4	3.96	1.00	1.19	0.48

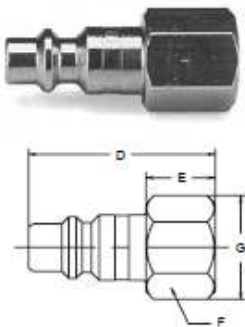
### Push-Lok Hose Barb\*



Body Size (in.)	Part No. Brass	Part No. Steel	Hose I.D.	Dimensions (in.)			Wt. (LB.) P/Piece
				Overall Length	Hex Size	Largest Diameter	
				A	B	C	
1/4	B20-3BP	-	1/4	2.32	0.75	0.90	0.18
1/4	B20-5BP	-	3/8	2.47	0.75	0.90	0.19
3/8	-	24-5BP	3/8	2.88	0.88	1.06	0.27
1/2	-	16-5BP	3/8	3.35	1.00	1.19	0.40
1/2	-	16-6BP	1/2	3.46	1.00	1.19	0.43

\* Push-Lok hose barbs are designed for use with Parker Push-Lok hose and do not require clamps.

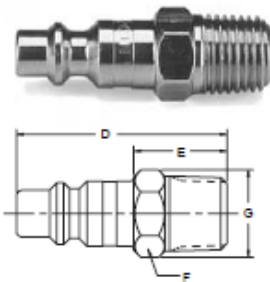
### Female Pipe Thread



Body Size (in.)	Part No. Brass	Part No. Steel	Part No. Type 303 Stainless	Thread Size NPTF	Overall Length	Dimensions (in.)			Wt. (LB.) P/Piece
						Exposed Length*	Hex Size	Largest Diameter	
						D	E	F	
1/4	-	H1C	-	1/8-27	1.48	0.71	0.50	0.58	0.03
1/4	BH3C	H3C	SH3C	1/4-18	1.56	0.80	0.62	0.72	0.05
1/4	-	H3C-E	SH3C-E	3/8-18	1.60	0.83	0.81	0.94	0.08
3/8	-	H1E	-	1/4-18	1.60	0.69	0.62	0.72	0.06
3/8	BH3E	H3E	-	3/8-18	1.69	0.74	0.81	0.94	0.10
3/8	-	H3E-F	-	1/2-14	1.84	0.90	1.00	1.16	0.13
1/2	-	H1F	-	3/8-18	2.03	0.79	0.81	0.94	0.12
1/2	BH3F	H3F	-	1/2-14	2.20	0.96	1.00	1.16	0.19
1/2	-	H3F-G	-	3/4-14	2.30	1.05	1.25	1.44	0.26
3/4	-	H3G-F	-	1/2-14	2.22	1.06	1.00	1.16	0.23
3/4	-	H3G	-	3/4-14	2.18	1.02	1.25	1.44	0.34
3/4	-	H3G-J	-	1-11 1/2	2.41	1.25	1.63	1.80	0.47

\*This dimension represents portion of nipple that is exposed when nipple is inserted in a Parker 20 Series coupler.

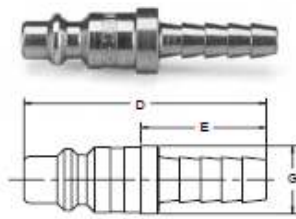
### Male Pipe Thread



Body Size (in.)	Part No. Brass	Part No. Steel	Part No. Type 303 Stainless	Thread Size NPTF	Overall Length	Dimensions (in.)			Wt. (LB.) P/Piece
						Exposed Length*	Hex Size	Largest Diameter	
						D	E	F	
1/4	-	H0C	-	1/8-27	1.68	0.92	0.50	0.58	0.05
1/4	BH2C	H2C	SH2C	1/4-18	1.66	0.89	0.56	0.65	0.06
1/4	-	H2C-E	SH2C-E	3/8-18	1.90	1.14	0.69	0.80	0.07
3/8	-	H00E	-	1/8-27	1.68	0.73	0.62	0.72	0.08
3/8	-	H0E	-	1/4-18	1.90	0.95	0.62	0.72	0.08
3/8	BH2E	H2E	-	3/8-18	1.90	0.95	0.69	0.80	0.09
3/8	-	H2E-F	-	1/2-14	2.03	1.09	0.88	1.02	0.15
1/2	-	H0F	-	3/8-18	2.20	0.96	0.69	0.79	0.16
1/2	BH2F	H2F	-	1/2-14	2.35	1.09	0.88	1.01	0.18
1/2	-	H2F-G	-	3/4-14	2.40	1.16	1.06	1.22	0.24
3/4	-	H2G-F	-	1/2-14	2.32	1.16	1.00	1.16	0.22
3/4	BH2G	H2G	-	3/4-14	2.28	1.12	1.06	1.22	0.28
3/4	-	H2G-J	-	1-11 1/2	2.56	1.40	1.31	1.52	0.36

\*This dimension represents portion of nipple that is exposed when nipple is inserted in a Parker 20 Series coupler.

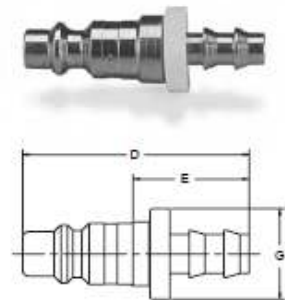
## Standard Hose Barb



Body Size (in.)	Part No. Brass	Part No. Steel	Part No. Type 303 Stainless	Hose I.D.	Dimension (in.)			Wt. (LB.) P/Piece
					Overall Length	Exposed Length*	Largest Diameter	
					D	E	G	
1/4	-	H8C	-	1/4	1.72	0.95	0.46	0.04
1/4	-	-	SH8C	1/4	2.09	1.33	0.55	0.04
1/4	-	H8C-D	-	5/16	1.96	1.20	0.50	0.04
1/4	-	H9C	SH9C	3/8	1.96	1.20	0.50	0.05
3/8	-	H5E	-	3/8	1.85	.090	0.59	0.07
3/8	-	H6E	-	1/2	2.09	1.14	0.68	0.08
1/2	-	H4F	-	3/8	2.36	1.12	0.66	0.10
1/2	-	H5F	-	1/2	2.36	1.12	0.66	0.11
1/2	-	H5F-G	-	3/4	2.95	1.71	0.87	0.18
3/4	-	H5G-F	-	1/2	2.47	1.31	0.93	0.19
3/4	BH5G	H5G	-	3/4	3.00	1.84	0.93	0.25
3/4	-	H5G-J	-	1	3.24	2.08	1.24	0.36

\* This dimension represents portion of nipple that is exposed when nipple is inserted in a Parker 20 Series coupler.

## Push-Lok Hose Barb\*\*



Body Size (in.)	Part No. Brass	Part No. Steel	Hose I.D.	Dimension (in.)			Wt. (LB.) P/Piece	
				Overall Length	Exposed Length*	Largest Diameter		
				D	E	G		
1/4	BH8CP	H8CP	-	1/4	1.74	0.97	0.69	0.04
1/4	-	H9CP	-	3/8	1.96	1.19	0.86	0.05
3/8	-	H4EP	-	1/4	1.87	0.92	0.69	0.06
3/8	-	H5EP	-	3/8	2.02	1.07	0.86	0.07
3/8	-	H6EP	-	1/2	2.21	1.27	0.97	0.09
1/2	-	H4FP	-	3/8	2.36	1.11	0.86	0.11
1/2	-	H5FP	-	1/2	2.48	1.24	0.97	0.11
1/2	-	H6FP	-	5/8	2.95	1.71	1.14	0.14

\*This dimension represents portion of nipple that is exposed when nipple is inserted in a Parker 20 Series coupler.

\*\*Push-Lok hose barbs are designed for use with Parker push-lok hose and do not require clamps.